



CRITERION 4

Supporting document for 4.4.1

DVV clarification

Provide schedule of audited income and expenditure statement highlighting the items of expenditure incurred on maintenance of physical facilities and academic support facilities duly certified by Head of the Institution and CA for the year 2016-17, 2017-18, 2018-19 and 2019-20, 2020-21.

Content	Link
Detailed Audited utilization statements	https://www.ststephens.edu/IQAC/SSR/Criterion-4/4.1.4.pdf

**NAAC
Assessment
and
Accreditation 2021**



St. Stephen's College
University of Delhi
Delhi 110007
Phone: +91-11-27667200
E-mail: pstoprincipal@ststephens.edu
Website: www.ststephens.edu

ST. STEPHEN'S COLLEGE, DELHI

Working Sheet

S.No	Particulars	F.Year 2016-17	F.Year 2017-18	F.Year 2018-19	F.Year 2019-20	F.Year 2020-21	Total in Five years	Five year percentage of total
1	Expenditure on Infrastructure Augmentation							
(A)	General Fund							
	Addition of capital expenditure	17.57	17.32	14.24	13.64	20.96		
(B)	Residence Fund							
	Addition of capital expenditure	2.17	12.70	17.94	15.76	425.51		
(C)	Private Fund							
	Addition of capital expenditure	9.55	1.03	4.94	50.09	55.54		
(D)	Games Fund							
	Addition of capital expenditure	-	0.85	0.56	0.29	1.95		
(E)	Cafe Fund							
	Addition of capital expenditure	0.12	1.48	0.70	1.07	-		
	Total Amount in Lakhs (1)	29.41	33.38	38.38	80.85	503.96	685.98	38.03%
2	Expenditure on maintenance of Physical Facilities							
(A)	General Fund							
(i)	Repair/Replacement (Furniture/ Fittings)	0.11	0.11	0.11	0.17	0.17		
(ii)	Electricity Expenses	47.82	44.78	45.74	48.26	26.83		
(iii)	Garden Expenses	2.59	1.98	3.65	1.48	1.66		
(iv)	General Repair & whitewashing	5.82	6.66	8.42	9.54	2.66		
(v)	Property Tax	16.71	20.64	32.22	32.22	32.34		
(vi)	Telephone Expenses	0.39	0.35	0.34	0.39	0.38		
(vii)	Water Expenses	17.38	17.01	19.54	13.74	15.07		
(viii)	Office Automation Expenses	0.11	0.24	0.29	1.12	0.13		
(B)	Residence Fund							
(i)	Electricity & Water Expenses	112.87	73.77	79.06	75.99	56.69		
(ii)	Repair & Maintenance	15.26	13.44	30.40	28.06	21.42		
(iii)	Telephone Expenses	0.53	0.40	0.47	0.57	0.53		
(iv)	Staff House Repairs	2.27	3.82	2.05	2.25	2.58		
(C)	Games Fund							
(i)	Playing Field Expenses	3.77	1.83	2.64	2.71	0.75		
(D)	Cafe Fund							
(i)	Electricity & Water Expenses	1.80	0.27	1.76	1.75	1.77		
(ii)	Repair & Maintenance	0.44	20.38	0.86	4.17	0.23		
	Total Amount in Lakhs (2)	227.87	205.68	227.55	222.42	163.21	1046.73	58.03%
3	Expenditure on maintenance of Academic Facilities							
(A)	General Fund							
(i)	College Magazine	-	0.91	-	-	-		
(ii)	College Examination Exp.	0.48	0.38	0.44	0.37	-		
(iii)	Lab Expenses	0.74	0.77	0.80	0.81	0.15		
(iv)	Running of Computer Lab (Centre)	0.11	0.48	0.04	0.19	-		
(v)	Library Expenses	6.07	4.93	9.31	9.32	2.94		
(vi)	Admission expenses	7.40	3.90	1.31	3.57	15.51		
(vii)	Conference expenses	0.04	0.04	0.01	0.02	0.01		
	Total Amount in Lakhs (3)	14.84	11.41	11.91	14.28	18.60	71.04	3.94%
	Total of Physical & Academic Facilities	242.71	217.09	239.46	236.70	181.81	1117.77	61.97%
	GRAND TOTAL (Lakhs) (1+2+3)	272.12	250.47	277.84	317.55	685.77	1803.75	

[Signature]
PRINCIPAL
ST. STEPHEN'S COLLEGE
DELHI-110007

[Signature]
BURSAR
ST. STEPHEN'S COLLEGE
DELHI-110007




UDIN:- 22513215ATEDKX4683



Expenditure on maintenance of physical and academic facilities for financial year 2016-17

Expenditure on maintenance of Physical Facilities for Financial year 2016-17			
Name of the Fund	Mode of expenditure	Amount	Total
General Fund	Repair/Replacement (Furniture/ Fittings)	₹ 11,000.00	₹ 9,091,159.00
	Electricity Expenses	₹ 4,781,670.00	
	Garden Expenses	₹ 258,759.00	
	General Repair & whitewashing	₹ 582,091.00	
	Property Tax	₹ 1,670,800.00	
	Telephone Expenses	₹ 38,554.00	
	Water Expenses	₹ 1,737,515.00	
	Office Automation Expenses	₹ 10,770.00	
Residence Fund	Electricity & Water Expenses	₹ 11,287,260.00	₹ 13,092,397.00
	Repair & Maintenance	₹ 1,526,069.00	
	Telephone Expenses	₹ 52,540.00	
	Staff House Repairs	₹ 226,528.00	
Games Fund	Playing Field expenses	₹ 376,629.00	₹ 376,629.00
Café Fund	Electricity and Water Expenses	₹ 180,028.00	₹ 223,823.00
	Repair and Maintenance	₹ 43,795.00	
Expenditure on maintenance of physical facility in year 2016-2017			₹ 22,784,008.00
Expenditure on maintenance of Academic Facilities for Financial year 2016-17			
Name of the Fund	Mode of expenditure	Amount	Total
General Fund	College Magazine	nil	



PRINCIPAL
ST. STEPHEN'S COLLEGE
DELHI-110007




BURSAR
ST. STEPHEN'S COLLEGE
DELHI-110007






College Examination Exp.	₹	47,975.00	
Lab Expenses	₹	73,585.00	
Running of Computer Lab (Centre)	₹	11,120.00	₹
Library Expenses	₹	607,239.00	1,484,435.00
Admission expenses	₹	740,266.00	
Conference expenses	₹	4,250.00	
Expenditure on maintenance of Academic Facilities for Financial year 2016-17			₹
			2,091,674.00
Total Expenditure on maintenance in year 2016-17			₹
			24,268,443.00



PRINCIPAL
ST. STEPHEN'S COLLEGE
DELHI-110007



BURSAR
ST. STEPHEN'S COLLEGE
DELHI-110007



NAAC
Assessment
and
Accreditation 2021



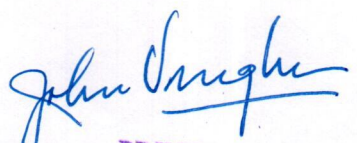
St. Stephen's College
University of Delhi
Delhi 110007


Phone: +91-11-27667200

E-mail: pstoprincipal@ststephens.edu

Website: www.ststephens.edu

Audited Schedule of fixed assets for year 2016-17


PRINCIPAL
ST. STEPHEN'S COLLEGE
DELHI-110007


BURSAR
ST. STEPHEN'S COLLEGE
DELHI-110007



General Fund 2016-17

ST. STEPHEN'S COLLEGE, DELHI
Schedules forming part of financial statements as at March 31, 2017

Schedule 16 - Salary and allowances

(Amount in Rs.)

Salary and allowances		
Teaching staff	113,120,991	103,670,944
Non-teaching staff	22,230,318	22,030,087
Laboratory staff	8,544,825	7,041,821
Daily wages staff	3,254,984	2,722,076
Retirement benefit		
Pension	27,752,668	29,059,560
Gratuity	4,856,265	4,200,224
Leave encashment	4,752,866	3,752,119
College contribution to CPF Scheme	-	264,592
College contribution to NPS Scheme	-	1,996,029
	184,512,917	174,737,452

Schedule 17 - Examination & other expenses

College magazine	-	84,000
College examination expenses <i>Academic</i>	47,975	43,400
	47,975	127,400

Schedule 18 - Library expenses *Academic*

Journals/periodicals	237,420	227,144
Automation expenditure	110,515	132,831
Contingencies/ miscellaneous	259,304	259,083
	607,239	619,058



John Singh
PRINCIPAL
ST. STEPHEN'S COLLEGE
DELHI-110007



John Singh
PRINCIPAL
ST. STEPHEN'S COLLEGE
DELHI-110007

Abhishek
BURSAR
ST. STEPHEN'S COLLEGE
DELHI-110007



General Fund 2016-17

ST. STEPHEN'S COLLEGE, DELHI

Schedules forming part of financial statements as at March 31, 2017

(Amount in Rs.)

Schedule 19 - Science apparatus & contingencies *Academic Exp.*

Particulars	As at March 31, 2017	As at March 31, 2016
Science apparatus	39,205	36,660
Science chemicals and contingency	34,380	33,300
	73,585	69,960

Schedule 20 - Repair and maintenance

Running and maintenance of computer centre <i>Academic</i>	11,120	12,705
Repair and replacement of furniture and Fittings <i>Physical</i>	11,000	11,000
	22,120	23,705

Schedule 21 - Administrative and other expenses


Amount written off	164,437	-
Admission expenses <i>Academic Exp</i>	740,266	594,649
Annual day and prize distribution	5,350	1,500
Auditors honorarium	1,180	1,150
Bank charges	8,259	13,334
Contingencies	96,887	196,333
Depreciation	2,368,446	2,560,137
Electricity charges	4,781,670	4,890,150
Garden and playing field <i>Physical Exp</i>	258,759	175,342
General repairs and whitewashing	582,091	381,973
Hospitalization expenses	5,196,003	4,792,230
Interest paid on TDS	18,838	-
Land lease rent	1,445	1,445
Postage and telegrams	14,117	25,774
Printing and stationery	216,469	264,743
Property tax <i>Physical</i>	1,670,800	1,670,800
T.A. for attending conference <i>Academic</i>	4,250	2,250
NSDL (NPS)	13,425	8,878
Telephone expenses <i>Physical</i>	38,554	30,973
Uniforms	17,870	104,783
Water charges <i>Physical Exp</i>	1,737,515	1,342,470
Office automation expenses	10,770	13,400
T.A. for attending interview	-	-
T.A. on Retirement/transfer	87,087	128,381
Insurance charges for Laptop	-	4,250
	18,034,488	17,204,945



[Signature]
PRINCIPAL
ST. STEPHEN'S COLLEGE
DELHI-110007



[Signature]
PRINCIPAL
ST. STEPHEN'S COLLEGE
DELHI-110007
[Signature]
BURSAR
ST. STEPHEN'S COLLEGE
DELHI-110007



ST. STEPHEN'S COLLEGE

Schedules forming part of the financial statements

Schedule 11 - Salary and allowances

Particulars	As at March 31, 2017	As at March 31, 2016
Salary		
Salary & allowances	23,100,936	21,356,021
Retirement benefits		
Provision for gratuity	200,000	200,000
Gratuity expenses	661,956	
Pension	4,300,349	3,945,691
Leave Encashment	245,037	36,909
	28,508,278	25,538,621

Schedule 13 - Operative and administrative cost

Auditor's honorarium	(2,609)	1,380
Bank charges	3,098	6,773
Conveyance & cartage	61,130	57,270
Electricity & water <i>Physical Expenses</i>	11,287,260	5,174,046
Honorarium	149,240	135,656
Hospitalization expenses	1,407,468	1,132,635
Leave travel concession	14,144	27,751
Legal & Professional expenses	246,038	354,087
Miscellaneous expenses	413,454	408,202
Repairs & maintenance <i>Physical Exp.</i>	1,526,069	1,252,593
Telephone <i>Physical Exp.</i>	52,540	35,124
Uniforms	25,310	145,499
Fuel Charges	-	3,500
Printing and stationary	11,512	12,992
	15,194,654	8,747,508



[Signature]
PRINCIPAL
ST. STEPHEN'S COLLEGE
DELHI-110007



[Signature]
PRINCIPAL
ST. STEPHEN'S COLLEGE
DELHI-110007

[Signature]
BORSAR
ST. STEPHEN'S COLLEGE
DELHI-110007



Residence Fund 2016-17

ST. STEPHEN'S COLLEGE

Schedules forming part of the financial statements

(Amount in Rs.)

Schedule 1 - Fund balances

Particulars	As at March 31, 2017	As at March 31, 2016
Staff house income fund (B)		
Balance as per last Balance Sheet	957,288	804,206
Add : Staff house income received	286,075	326,770
	1,243,363	1,130,976
Less: <u>Repairs & maintenance Physical Sdp</u>	226,528	173,688
	1,016,835	957,288
Gratuity fund (C)		
Balance as per last Balance Sheet	2,246,755	1,936,273
Add : Provision during the year	200,000	200,000
Interest on investments	163,226	173,528
	2,609,981	2,309,801
Less: Paid during the year	572,195	63,046
	2,037,786	2,246,755
College Development Fund (D)		
Balance as per last Balance Sheet	24,931,985	19,009,059
Add: Fee & Interest for the year	5,706,607	5,922,926
	30,638,592	24,931,985
	33,693,213	28,136,028

Schedule 2 - Caution money

Caution money (A)		
Balance as per last Balance Sheet	1,325,037	1,266,037
Add : Receipts during the year	603,000	534,000
	1,928,037	1,800,037
Less: Refund	552,000	475,000
	1,376,037	1,325,037
Lapsed Caution Money (B)		
Balance as per last Balance Sheet	3,024,006	2,636,761
Add : Lapsed during the year	375,000	390,000
	3,399,006	3,026,761
Less: Dues recovered	21,869	2,755
	3,377,137	3,024,006
Total (A) + (B)	4,753,174	4,349,043



[Signature]

PRINCIPAL
ST. STEPHEN'S COLLEGE
DELHI-110007

[Signature]

PRINCIPAL
ST. STEPHEN'S COLLEGE
DELHI-110007

[Signature]

BURSAR
ST. STEPHEN'S COLLEGE
DELHI-110007



ST. STEPHEN'S COLLEGE-DELHI
GAMES FUND
Income and expenditure account for the year ended March 31, 2017

Games fund 2016-17


Expenditure	Amount as on March 31, 2017	Amount as on March 31, 2016	Income	Amount as on March 31, 2017	Amount as on March 31, 2016
Athletics expenses	80	100			
Admission Expenses	289,578	332,893	Games fee	1,918,670	1,901,120
Legal & Professional Expenses	85,200		Committee of games		3,000
Audit fee	354	345	Akshay Chhibber Football		25,000
Badminton		25,472	Sale of Sports form	137,250	476,625
Bank charges	1,940	326	Interest Account	4,149	
Basketball	154,195	146,989			
Chess	494	1,039			
Colour award	43,313	99,565			
Committee of games	501,797	178,961			
Cricket	109,123	29,332			
Depreciation	5,873	6,910			
Football	220,286	167,629			
Gymnasium		49,673			
Lawn tennis	880	3,913			
Playing field <i>Physical exp.</i>	376,629	56,595			
Rifle shooting	41,946	5,102			
Sports dinner Rs 106525		50,251			
Less: Subscription received Rs 57500	49,025	4,244			
Squash	2,048	9,993			
Swimming		15,120			
Table tennis	1,535	275,387			
Deferred revenue expenditure w/off	275,388				
Amount written off	40,062				
Surplus/balance for the year	(138,577)	945,906			
Total	2,060,069	2,405,745	Total	2,060,069	2,405,745

Significant Accounting Policies & Notes to the Accounts Schedule - 22


Chait
Section Officer
(Accounts)
(bbg)

Shammi
Bursar

John Venghe
Principal



John Venghe
PRINCIPAL
ST. STEPHEN'S COLLEGE
DELHI-110007



Subject to report of even date
for Vikas Parveen & Associates
Chartered Accountants
(FRN 023045N)

PARVEEN GOYAL
(Partner)
Membership No: 513215

John Venghe
PRINCIPAL
ST. STEPHEN'S COLLEGE
DELHI-110007

Place: New Delhi
Date: 14-10-2017

Chait
BURSAR
ST. STEPHEN'S COLLEGE
DELHI-110007

15

ST STEPHEN'S COLLEGE DELHI
CAFE FUND 2016-17
Income and Expenditure for the year ended March 31, 2017

Expenditure	(Amount in Rs.)		Income	(Amount in Rs.)	
	Amount as on March 31, 2017	Amount as on March 31, 2016		Amount as on March 31, 2017	Amount as on March 31, 2016
Material Purchases			Sale		
Purchase(Cafe)	4,368,056	4,110,245	Cash sale	3,549,358	3,791,122
Purchase (Consumable store)	527,847	560,174	Credit sale	3,847,583	3,400,925
			Credit sale(conv store)	4,050	4,805
Establishment			Conv. Store sale	579,147	620,336
Ad-hoc bonus	25,460	-	Misc income	18,116	16,437
Leave travel concession	-	2,895	Interest	287,049	308,831
Casual labor	1,150,093	998,186	Amount written back	11,536	-
Service charges	5,525	10,845			
Medical expenses	596,946	-			
Staff uniform	6,011	5,742			
Salary	761,207	752,473			
Pension	399,848	357,964			
Other Expenses					
Crockery & cutlery	1,846	3,308			
Depreciation	15,833	11,772			
Electricity & water	180,028	200,367			
Miscellaneous expenses	19,340	17,000			
Printing & stationery	40,381	43,053			
Repair & maintenance	43,795	53,860			
Utensils	14,521	-			
Audit fee	354	345			
Bank charges	3,144	6,210			
Cartage	380	920			
Amount written off	-	125			
Surplus	136,224	1,006,972			
	8,296,839	8,142,456		8,296,839	8,142,456

Physical Facilities

Significant Accounting Policies & Notes to the Accounts Schedule - 22

Calvin
Section Officer
(Accounts)
(obbg)

Dimmush
Bursar

John Vaughan
Principal

John Vaughan
PRINCIPAL
ST. STEPHEN'S COLLEGE
DELHI-110007



John Vaughan
PRINCIPAL
ST. STEPHEN'S COLLEGE
DELHI-110007

Subject to report of even date
for Vikas Parveen & Associates
Chartered Accountants
(FRN 023045N)

PARVEEN GOYAL
(Partner)
Membership No. 513215



Calvin
BURSAR
ST. STEPHEN'S COLLEGE
DELHI-110007

Place New Delhi
Date 14-10-2017



Expenditure on maintenance of physical and academic facilities for financial year 2017-18

Expenditure on maintenance of Physical Facilities for Financial year 2017-18			
Name of the Fund	Mode of expenditure	Amount	Total
General Fund	Repair/Replacement (Furniture/Fittings)	₹ 11,000.00	₹ 9,177,240.00
	Electricity Expenses	₹ 4,478,324.00	
	Garden Expenses	₹ 198,193.00	
	General Repair & whitewashing	₹ 665,946.00	
	Property Tax	₹ 2,063,929.00	
	Telephone Expenses	₹ 35,257.00	
	Water Expenses	₹ 1,700,699.00	
	Office Automation Expenses	₹ 23,892.00	
Residence Fund	Electricity & Water Expenses	₹ 7,377,166.00	₹ 9,143,587.00
	Repair & Maintenance	₹ 1,344,333.00	
	Telephone Expenses	₹ 40,142.00	
	Staff House Repairs	₹ 381,946.00	
Games Fund	Playing Field expenses	₹ 182,611.00	₹ 182,611.00
Café Fund	Electricity and Water Expenses	₹ 27,630.00	₹ 2,065,709.00
	Repair and Maintenance	₹ 2,038,079.00	
Expenditure on maintenance of physical facility in year 2017-18			₹ 20,569,147.00
Expenditure on maintenance of Academic Facilities for Financial year 2017-18			
Name of the Fund	Mode of expenditure	Amount	Total
General Fund	College Magazine	₹ 90,520.00	₹ 1,140,011.00
	College Examination Exp.	₹ 38,000.00	




[Signature]
PRINCIPAL
ST. STEPHEN'S COLLEGE
DELHI-110007


[Signature]
BURSAR
ST. STEPHEN'S COLLEGE
DELHI-110007





Lab Expenses	₹	76,695.00
Running of Computer Lab (Centre)	₹	48,433.00
Library Expenses	₹	492,751.00
Admission expenses	₹	389,912.00
Conference expenses	₹	3,700.00
Expenditure on maintenance of Academic Facilities for Financial year 2017-18		₹ 1,140,011.00
Total Expenditure on maintenance in year 2017-18		₹ 21,709,158.00


PRINCIPAL
ST. STEPHEN'S COLLEGE
DELHI-110007


BURSAR
ST. STEPHEN'S COLLEGE
DELHI-110007



**NAAC
Assessment
and
Accreditation 2021**



**St. Stephen's College
University of Delhi
Delhi 110007**

Phone: +91-11-27667200

E-mail: pstoprincipal@ststephens.edu

Website: www.ststephens.edu

Audited Schedule of fixed assets for year 2017-18

**PRINCIPAL
ST. STEPHEN'S COLLEGE
DELHI-110007**

**BURSAR
ST. STEPHEN'S COLLEGE
DELHI-110007**



General Fund 2017-18

ST. STEPHEN'S COLLEGE, DELHI

Schedules forming part of financial statements as at March 31, 2018

(Amount in Rs)

Schedule 15 - Salary and allowances

Salary and allowances		
Teaching staff	120,135,689	113,120,991
Non-teaching staff	20,412,140	22,230,318
Laboratory staff	8,858,046	8,544,825
Daily wages staff	4,241,137	3,254,984
Retirement benefit		
Pension	30,055,556	27,752,668
Gratuity	3,285,979	4,856,265
Leave encashment	4,057,581	4,752,866
	191,046,128	184,512,917


Schedule 16 - Examination & other expenses Academic Sdp.

College magazine	90,520	-
College examination expenses	38,000	47,975
	128,520	47,975


Schedule 17 - Library expenses Academic Sdp.

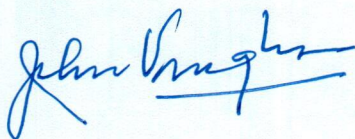
Journals/periodicals	247,059	237,420
Automation expenditure	167,444	110,515
Contingencies/ miscellaneous	78,248	259,304
	492,751	607,239





PRINCIPAL
ST. STEPHEN'S COLLEGE
DELHI-110007





PRINCIPAL
ST. STEPHEN'S COLLEGE
DELHI-110007



BURSAR
ST. STEPHEN'S COLLEGE
DELHI-110007



General Fund 2017-18

ST. STEPHEN'S COLLEGE, DELHI

Schedules forming part of financial statements as at March 31, 2018

(Amount in Rs)

Schedule 18 - Science apparatus & contingencies Academic Exp

Particulars	As at March 31, 2018	As at March 31, 2017
Science apparatus	-	39,205
Science chemicals and contingency	76,695	34,380
	76,695	73,585

Schedule 19 - Repair and maintenance

Running and maintenance of computer centre	Academic Exp 48,433	11,120
Repair and replacement of furniture and fittings	Physical Facilities 11,000	11,000
	59,433	22,120


Schedule 20 - Administrative and other expenses

Amount written off	-	164,437
Admission expenses	Academic Exp 389,912	740,266
Annual day and prize distribution	-	5,350
Auditors honorarium	1,180	1,180
Bank charges	31,126	8,259
Contingencies	110,510	96,887
Depreciation	1,178,952	2,368,446
Electricity charges	4,478,324	4,781,670
Garden and playing field	198,193	258,759
General repairs and whitewashing	665,946	582,091
Hospitalization expenses	4,891,922	5,196,003
Interest paid on TDS	-	18,838
Land lease rent	1,445	1,445
Postage and telegrams	10,610	14,117
Printing and stationery	239,377	216,469
Property tax	2,063,929	1,670,800
T.A. for attending conference	Academic 3,700	4,250
NSDL (NPS)	7,146	13,425
Telephone expenses	35,257	38,554
Uniforms	48,996	17,870
Water charges	1,700,699	1,737,515
Office automation expenses	23,892	10,770
T.A. on Retirement/transfer	32,701	87,087
	16,113,817	18,034,488



John Dingle

PRINCIPAL
ST. STEPHEN'S COLLEGE
DELHI-110007



John Dingle

PRINCIPAL
ST. STEPHEN'S COLLEGE
DELHI-110007

Chaitanya

BURSAR
ST. STEPHEN'S COLLEGE
DELHI-110007



Residence Fund 2017-18

ST. STEPHEN'S COLLEGE

Schedules forming part of the financial statements

(Amount in Rs.)

Schedule 1 - Fund balances

Particulars	As at March 31, 2018	As at March 31, 2017
Staff house income fund (B) Physical facility fund		
Balance as per last Balance Sheet	1,016,835	957,288
Add : Staff house income received	178,366	286,075
	1,195,201	1,243,363
Less: Repairs & maintenance	381,946	226,528
	813,255	1,016,835
Gratuity fund (C)		
Balance as per last Balance Sheet	2,037,786	2,246,755
Add : Provision during the year	200,000	200,000
Interest on investments	146,975	163,226
	2,384,761	2,609,981
Less: Paid during the year	655,228	572,195
	1,729,533	2,037,786
College Development Fund (D)		
Add: Fee & Interest for the year	30,638,592	24,931,985
	5,895,216	5,706,607
	36,533,808	30,638,592
	39,076,596	33,693,213

Schedule 2 - Caution money

Caution money (A)		
Balance as per last Balance Sheet	1,376,037	1,325,037
Add : Receipts during the year	681,000	603,000
	2,057,037	1,928,037
Less: Refund	741,000	552,000
	1,316,037	1,376,037
Lapsed Caution Money (B)		
Balance as per last Balance Sheet	3,377,137	3,024,006
Add : Lapsed during the year	255,000	375,000
	3,632,137	3,399,006
Less: Dues recovered	69,867	21,869
	3,562,270	3,377,137
Total (A) + (B)	4,878,307	4,753,174

John Hughes
PRINCIPAL
ST. STEPHEN'S COLLEGE
DELHI-110007



John Hughes
PRINCIPAL
ST. STEPHEN'S COLLEGE
DELHI-110007

Calvin
BURSAR
ST. STEPHEN'S COLLEGE
DELHI-110007



ST. STEPHEN'S COLLEGE

Schedules forming part of the financial statements

Schedule 11 - Salary and allowances

Particulars	As at March 31, 2018	As at March 31, 2017
Salary		
Salary & allowances	28,637,844	23,100,936
Retirement benefits		
Provision for gratuity	200,000	200,000
Gratuity expenses	-	661,956
Pension	4,389,626	4,300,349
Leave Encashment	641,450	245,037
	33,868,920	28,508,278

Schedule 13 - Operative and administrative cost

Auditor's honorarium	1,416	(2,609)
Bank charges	8,121	3,098
Conveyance & cartage	59,430	61,130
Electricity & water <i>Physical Facility 50%</i>	7,377,166	11,287,260
Honorarium	189,399	149,240
Hospitalization expenses	2,931,738	1,407,468
Leave travel concession	42,175	14,144
Legal & Professional expenses	380,216	246,038
Miscellaneous expenses	434,322	96,715
Repairs & maintenance <i>Physical Facility 50%</i>	1,344,333	1,526,069
Telephone <i>Physical Facility Exp</i>	40,142	52,540
Uniforms	94,102	25,310
Printing and stationery	15,940	11,512
	12,918,500	14,877,915



[Signature]
PRINCIPAL
ST. STEPHEN'S COLLEGE
DELHI-110007



[Signature]
PRINCIPAL
ST. STEPHEN'S COLLEGE
DELHI-110007

[Signature]
BURSAR
ST. STEPHEN'S COLLEGE
DELHI-110007



ST. STEPHEN'S COLLEGE-DELHI
GAMES FUND 2017-18
Income and expenditure account for the year ended March 31, 2018



Expenditure	Amount as on March 31, 2018	Amount as on March 31, 2017	Income	Amount as on March 31, 2018	Amount as on March 31, 2017
Athletics expenses		80			
Admission Expenses	341,217	289,378	Games fee	1,971,060	1,918,670
Legal & Professional Expenses		85,200			
Audit fee	354	354	Committee of games	25,000	
Badminton	22,259		Amount written back	2,753	
Bank charges	1,038	1,040	Sale of Sports form	172,250	137,250
Basketball	552,033	154,195	Interest Account	29,888	4,149
Chess	9,935	494			
Colour award	187,176	43,313	Sports dinner subscription Rs. 58,000		
Committee of games	784,799	501,797	Less : Sports dinner exp. Rs. 54,391	3,609	
Cricket	27,866	109,123			
Depreciation	11,348	5,873			
Football	382,972	220,286			
Lawn tennis	31,519	880			
Playing field <i>Physical Facility</i>	182,611	376,629			
Rifle shooting	20,176	41,946			
Sports dinner					
Less: Subscription received		49,025			
Squash	16,674	2,048			
Swimming	3,306				
Table tennis	19,661	1,535			
Deferred revenue expenditure w/off	275,388	275,388			
Amount written off		40,062			
Surplus/Deficit balance for the year	(665,772)	(138,577)			
Total	2,204,560	2,060,069	Total	2,204,560	2,060,069



Significant Accounting Policies & Notes to the Accounts Schedule - 21

Kandok
Section Officer
(Accounts)



Shamsher
Bursar



John Varghese
Principal

Subject to report of even date
for Vikas Parveen & Associates
Chartered Accountants
(FRN 023045N)

PRINCIPAL
ST. STEPHEN'S COLLEGE
DELHI-110007

Place : New Delhi

Date : 18.09.2018.

John Varghese
PRINCIPAL
ST. STEPHEN'S COLLEGE
DELHI-110007

Parveen Goyal
PARVEEN GOYAL
(Partner)
Membership No. 513215

Chitra
BURSAR
ST. STEPHEN'S COLLEGE
DELHI-110007

ST STEPHEN'S COLLEGE DELHI
CAFÉ FUND
Income and Expenditure for the year ended March 31, 2018

Cafe Fund 2017-18

Expenditure	(Amount in Rs.)		Income		
	Amount as on March 31, 2018	Amount as on March 31, 2017		Amount as on March 31, 2018	Amount as on March 31, 2017
Material Purchases			Sale		
Purchase(Café)	4,695,975	4,368,056	Cash sale	1,079,892	3,549,358
Purchase (Consumable store)	702,323	527,847	Credit sale	5,916,781	3,847,583
			Credit sale(conv store)	13,463	4,050
			Conv. Store sale	528,177	579,147
			Closing stock café	180,153	-
			Closing stock conv. Store	220,836	-
Establishment			Misc income	19,968	18,116
Ad-hoc bonus	2,000	25,460	Interest	232,625	287,049
Leave travel concession	-	-	Amount written back	-	11,536
Casual labor	1,190,654	1,150,093	Other Income	1,050,000	-
Service charges	-	5,525			
Medical expenses	41,255	596,946			
Staff uniform	2,490	6,011			
Salary	1,093,293	761,207			
Pension	363,173	399,848			
Crockery & cutlery	-	1,846			
Depreciation	35,547	15,833			
Electricity & water	27,630	180,028			
Miscellaneous expenses	46,035	19,340			
Printing & stationery	47,862	40,381			
Repair & maintenance	2,038,079	43,795			
Utensils	-	14,521			
Audit fee	354	354			
Bank charges	3,069	3,144			
Cartage	1,190	380			
Professional expenses	73,600	-			
Honorarium	20,000	-			
GST Expenses	35,809	-			
Surplus/ Deficit	(1,178,443)	136,224			
	9,241,895	8,296,839		9,241,895	8,296,839




Significant Accounting Policies & Notes to the Accounts Schedule - 21

[Signature]
Section Officer
(Accounts)

[Signature]
Bursar

[Signature]
Principal

[Signature]
PRINCIPAL
ST. STEPHEN'S COLLEGE
DELHI-110007



Place : New Delhi
Date : 18.09.2018.

Subject to report of even date
for Vikas Parveen & Associates
Chartered Accountants
(FRN. 023045N)

[Signature]
PARVEEN GOYAL
(Partner)
Membership No. 513215

[Signature]
BURSAR
ST. STEPHEN'S COLLEGE
DELHI-110007

[Signature]
PRINCIPAL
ST. STEPHEN'S COLLEGE
DELHI-110007





Expenditure on maintenance of physical and academic facilities for financial year 2018-19

Expenditure on maintenance of Physical Facilities for Financial year 2018-19			
Name of the Fund	Mode of expenditure	Amount	Total
General Fund	Repair/Replacement (Furniture/ Fittings)	₹ 11,000.00	₹ 11,031,761.00
	Electricity Expenses	₹ 4,574,260.00	
	Garden Expenses	₹ 365,279.00	
	General Repair & whitewashing	₹ 841,643.00	
	Property Tax	₹ 3,221,716.00	
	Telephone Expenses	₹ 34,082.00	
	Water Expenses	₹ 1,954,365.00	
	Office Automation Expenses	₹ 29,416.00	
Residence Fund	Electricity & Water Expenses	₹ 7,906,482.00	₹ 11,198,309.00
	Repair & Maintenance	₹ 3,039,828.00	
	Telephone Expenses	₹ 47,359.00	
	Staff House Repairs	₹ 204,640.00	
Games Fund	Playing Field expences	₹ 264,259.00	₹ 264,259.00
Café Fund	Electricity and Water Expences	₹ 176,016.00	₹ 261,647.00
	Repair and Maintenance	₹ 85,631.00	
Expenditure on maintenance of physical facility in year 2018-19			₹ 22,755,976.00
Expenditure on maintenance of Academic Facilities for Financial year 2018-19			
Name of the Fund	Mode of expenditure	Amount	Total
General Fund	College Magazine	nil	₹ 1,191,030.00
	College Examination Exp.	₹ 44,000.00	



[Signature]
PRINCIPAL
ST. STEPHEN'S COLLEGE
DELHI-110007

[Signature]
BURSAR
ST. STEPHEN'S COLLEGE
DELHI-110007





Lab Expenses	₹	79,805.00
Running of Computer Lab (Centre)	₹	4,209.00
Library Expenses	₹	931,155.00
Admission expenses	₹	130,861.00
Conference expenses	₹	1,000.00
Expenditure on maintenance of Academic Facilities for Financial year 2018-19		₹ 1,191,030.00
Total Expenditure on maintenance in year 2018-19		₹ 23,947,006.00

**PRINCIPAL
ST. STEPHEN'S COLLEGE
DELHI-110007**

**BURSAR
ST. STEPHEN'S COLLEGE
DELHI-110007**



**NAAC
Assessment
and
Accreditation 2021**



**St. Stephen's College
University of Delhi
Delhi 110007**

Phone: +91-11-27667200

E-mail: pstoprincipal@ststephens.edu

Website: www.ststephens.edu

Audited Schedule of fixed assets for year 2018-19

**PRINCIPAL
ST. STEPHEN'S COLLEGE
DELHI-110007**

**BURSAR
ST. STEPHEN'S COLLEGE
DELHI-110007**



General Fund 2018-19

ST. STEPHEN'S COLLEGE, DELHI

Schedules forming part of financial statements as at March 31, 2019

(Amount in Rs.)

Schedule 16 - Salary and allowances

Salary and allowances		
Teaching staff	173,113,170	120,135,689
Non-teaching staff	30,762,342	20,412,140
Laboratory staff	18,070,411	8,858,046
Daily wages staff	3,754,176	4,241,137
Retirement benefit		
Pension	29,805,350	30,055,556
Gratuity	7,981,883	3,285,979
Leave encashment	5,967,859	4,057,581
	269,455,391	191,046,128

(Amount in Rs.)

Schedule 17 - Salary and allowances (Hostel Staff)


Salary and allowances		
Hostel Mess staff	10,802,620	-
Retirement benefit		
Pension	2,225,952	-
Gratuity	1,000,000	-
Leave encashment	9,327	-
Other Expenses		
Uniform	23,990	-
Reimbursement of medical bills	768,508	-
	14,830,397	-

Schedule 18 - Examination & other expenses

College magazine	-	90,520
College examination expenses Academic Soc.	44,000	38,000
	44,000	128,520

Schedule 19 - Library expenses Academic Soc.

Journals/periodicals	277,636	247,059
Automation expenditure	307,656	167,444
Contingencies/ miscellaneous	345,863	78,248
	931,155	492,751



John Varghese
PRINCIPAL
ST. STEPHEN'S COLLEGE
DELHI-110007



John Varghese
PRINCIPAL
ST. STEPHEN'S COLLEGE
DELHI-110007

A. L. Singh
BURSAR
ST. STEPHEN'S COLLEGE
DELHI-110007



39

General Fund

ST. STEPHEN'S COLLEGE, DELHI

Schedules forming part of financial statements as at March 31, 2019

(Amount in Rs.)

Schedule 20 - Science apparatus & contingencies Academic Exp

Particulars	As at March 31, 2019	As at March 31, 2018
Science apparatus	43,385	-
Science chemicals and contingency	36,420	76,695
	79,805	76,695


Schedule 21 - Repair and maintenance

Running and maintenance of computer centre Academic Exp	4,209	48,433
Repair and replacement of furniture and Fittings Physical Exp	11,000	11,000
	15,209	59,433

Schedule 22 - Administrative and other expenses

Admission expenses Academic Expenses	130,861	389,912
Auditors honorarium	1,180	1,180
Bank charges	3,374	31,126
Contingencies	162,825	110,510
Depreciation	-	1,178,952
Electricity charges	4,574,260	4,478,324
Garden and playing field	365,279	198,193
General repairs and whitewashing	841,643	665,946
Hospitalization expenses	8,102,684	4,891,922
Land lease rent	1,445	1,445
Postage and telegrams X	10,381 X	10,610
Printing and stationery	197,669	239,377
Property tax	3,221,716	2,063,929
T.A. for attending conference Academic Exp	1,000	3,700
NSDL (NPS)	7,530	7,146
Telephone expenses	34,082	35,257
Uniforms	50,341	48,996
Water charges	1,954,365	1,700,699
Office automation expenses	29,416	23,892
T.A. on Retirement/transfer	-	32,701
	19,690,151	16,113,817

Physical Facilities Expenses



John Dangle
PRINCIPAL
ST. STEPHEN'S COLLEGE
DELHI-110007



John Dangle
PRINCIPAL
ST. STEPHEN'S COLLEGE
DELHI-110007

80
A. L. Singh
BURSAR
ST. STEPHEN'S COLLEGE
DELHI-110007



40

Residence Fund 2018-19



ST. STEPHEN'S COLLEGE
Schedules forming part of the financial statements

Schedule 11 - Salary and allowances

Particulars	As at March 31, 2019	As at March 31, 2018
Salary		
Salary & allowances	25,936,442	28,637,844
Retirement benefits		
Provision for retirement benefits	500,000	200,000
Gratuity expenses	-	-
Pension	2,034,755	4,389,626
Leave Encashment	-	641,450
	28,471,197	33,868,920

Schedule 13 - Operative and administrative cost

Amount written off	5,675	-
Auditor's honorarium	1,416	1,416
Bank charges	3,229	8,121
Conveyance & cartage	80,500	59,430
Departmental contingencies	21,808	-
Electricity & water Physical Facility	7,906,482	7,377,166
Fuel Expenses	6,300	-
Honorarium	391,410	189,399
Hospitalization expenses	618,237	2,931,738
Leave travel concession	369,947	42,175
Legal & Professional expenses	374,800	380,216
Miscellaneous expenses	572,583	434,322
Repairs & maintenance Physical Facility	3,039,828	1,344,333
Telephone Physical Facility	47,359	40,142
Uniforms	46,056	94,102
Printing and stationery	11,097	15,940
	13,496,727	12,918,500




John Douglas

PRINCIPAL
ST. STEPHEN'S COLLEGE
DELHI-110007



John Douglas

PRINCIPAL
ST. STEPHEN'S COLLEGE
DELHI-110007



BURSAR
ST. STEPHEN'S COLLEGE
DELHI-110007

87

41

Residence Fund 2018-19

ST. STEPHEN'S COLLEGE
Schedules forming part of the financial statements


Schedule 1 - Fund balances

(Amount in Rs.)


Particulars	As at March 31, 2019	As at March 31, 2018
Staff house income fund (B)		
Balance as per last Balance Sheet	813,255	1,016,835
Add : Staff house income received	460,978	178,366
	1,274,233	1,195,201
Less: Repairs & maintenance <i>Physical facility</i>	204,640	381,946
	1,069,593	813,255
Retirement Benefits fund (C)		
Balance as per last Balance Sheet	1,729,533	2,037,786
Add : Provision during the year	500,000	200,000
Interest on investments	128,027	146,975
	2,357,560	2,384,761
Less: Paid during the year	160,666	655,228
	2,196,894	1,729,533
College Development Fund (D)		
Balance as per last Balance Sheet	36,533,808	30,638,592
Add: Fee & Interest for the year	5,430,329	5,895,216
	41,964,137	36,533,808
	45,230,624	39,076,596

Schedule 2 - Caution money

Caution money (A)		
Balance as per last Balance Sheet	1,316,037	1,376,037
Add : Receipts during the year	618,963	681,000
	1,935,000	2,057,037
Less: Refund	522,000	741,000
	1,413,000	1,316,037
Lapsed Caution Money (B)		
Balance as per last Balance Sheet	3,562,270	3,377,137
Add : Lapsed during the year	210,000	255,000
	3,772,270	3,632,137
Less: Dues recovered	32,881	69,867
	3,739,389	3,562,270
Total (A) + (B)	5,152,389	4,878,307



John Varghese
PRINCIPAL
ST. STEPHEN'S COLLEGE
DELHI-110007



John Varghese
PRINCIPAL
ST. STEPHEN'S COLLEGE
DELHI-110007



Chiranjeev
BURSAR
ST. STEPHEN'S COLLEGE
DELHI-110007

ST. STEPHEN'S COLLEGE DELHI
GAMES FUND 2018-19
Income and expenditure account for the year ended March 31, 2019

Expenditure	Amount as on March 31, 2019	Amount as on March 31, 2018	Income	Amount as on March 31, 2019	Amount as on March 31, 2018
Admission Expenses	511,734	341,217	Games fee	2,025,660	1,971,060
Audit fee	354	354	Committee of games	-	25,000
Badminton	61,045	22,259	Amount written back	-	2,753
Bank charges	921	1,038	Sale of Sports form	175,500	172,250
Basketball Expenses	180,012	552,033	Interest Account	59,022	29,888
Basketball Tournament expenses	122,474	-	Sports dinner subscription Rs. 49,500	-	-
Chess expenses	16,376	9,935	Less: Sports dinner expenses Rs. 41,200	8,300	3,609
Colour award	178,518	187,176			
Committee of games	469,370	784,799			
Cricketer expenses	58,259	27,866			
Depreciation	-	11,348			
Football expenses	94,084	382,972			
Football tournament expenses	131,491	-			
Lawn tennis expenses	15,952	31,519			
Physical Facilities	264,259	182,611			
Rifle shooting	17,658	20,176			
Salary expenses	190,133	-			
Sports Bash expenses	52,627	-			
Squash	21,417	16,674			
Swimming	15,107	3,306			
Table tennis	62,664	19,661			
Deferred revenue expenditure w/off	-	275,388			
Surplus/Deficit balance for the year	(197,323)	(665,772)			
Total	2,268,482	2,204,560	Total	2,268,482	2,204,560

Significant Accounting Policies & Notes to the Accounts Schedule - 23


Chir
Section Officer (Offg.)
(Accounts)

Summudh
Bursar

John Varghese
Principal




John Varghese
PRINCIPAL
ST. STEPHEN'S COLLEGE
DELHI-110007



Place : New Delhi
Date : 04.09.2019

John Varghese
PRINCIPAL
ST. STEPHEN'S COLLEGE
DELHI-110007

103



Subject to report of even date
for Naresh Garg & Associates
Chartered Accountants
(PRNT 018951N)
Naresh Garg
NARESH GARG
(Prop.)
Membership No. 501383



VAR-19501383 99999245
Chir
BURSAR
ST. STEPHEN'S COLLEGE
DELHI-110007

43

Life Fund 2018-19

C.A.F.E. FUND
Income and Expenditure for the year ended March 31, 2019
(Amount in Rs.)

Expenditure	Amount as on March 31, 2019	Amount as on March 31, 2018	Income	Amount as on March 31, 2019	Amount as on March 31, 2018
Opening Stock			Sale		
Cash Stock	180,153	-	Cash sale	6,664,080	1,079,892
Conv. Store Stock	220,836	-	Credit sale	3,327,781	5,916,781
Material Purchases			Credit sale (conv. store)	865,677	11,463
Purchase Cash	4,932,197	1,093,975	Conv. Store sale	-	528,177
Purchase (Consumable store)	1,463,175	702,123	Closing stock cash	86,224	180,153
Establishment			Closing stock conv. Store	176,462	220,836
Ad-hoc bonus	-	2,000	Misc income	1,060	19,868
Staff welfare	16,002	-	Interest	83,111	232,628
Casual labor	782,826	1,190,654	Amount written back	-	-
Medical expenses	21,037	41,235	Other Income	180	1,050,000
Staff uniform	503	2,000			
Salary	2,340,544	1,093,294			
Pension	376,260	363,173			
Crocery & cutlery	14,492	-			
Depreciation	45,910	35,347			
Electricity & water	179,016	27,630			
Miscellaneous expenses	12,255	40,512			
Printing & stationery	3,307	47,862			
Repair & maintenance	85,631	2,038,079			
Audit fee	324	324			
Bank charges	2,336	3,068			
Carriage	2,830	1,180			
Professional expenses	-	71,600			
Honorarium	-	23,000			
OST Expenses	44,451	35,829			
Surplus/Deficit	685,041	(1,178,443)			
	11,206,676	9,241,995		11,206,676	9,241,995

Physical Facility

Significant Accounting Policies & Notes to the Accounts Schedule - 23

[Signature]
Manager (Office)
(Accounts)

[Signature]
Bursar

[Signature]
Principal



108

Subject to report of even date
for Narsinh Gang & Associates
Chartered Accountants
(Firm No. 012791N)
[Signature]
NARSINH GANG
(Prop.)
Membership No. 501183
VATIN - VAS01832999985325



Place: New Delhi
Date: 04.09.2019



[Signature]
PRINCIPAL
ST. STEPHEN'S COLLEGE
DELHI-110007



[Signature]
BURSAR
ST. STEPHEN'S COLLEGE
DELHI-110007

[Signature]
PRINCIPAL
ST. STEPHEN'S COLLEGE
DELHI-110007



Expenditure on maintenance of physical and academic facilities for financial year 2019-20

Expenditure on maintenance of Physical Facilities for Financial year 2019-20			
Name of the Fund	Mode of expenditure	Amount	Total
General Fund	Repair/Replacement (Furniture/ Fittings)	₹ 16,502.00	₹ 10,701,035.00
	Electricity Expenses	₹ 4,836,215.00	
	Garden Expenses	₹ 147,929.00	
	General Repair & whitewashing	₹ 953,508.00	
	Property Tax	₹ 3,221,716.00	
	Telephone Expenses	₹ 38,988.00	
	Water Expenses	₹ 1,374,141.00	
	Office Automation Expenses	₹ 112,036.00	
Residence Fund	Electricity & Water Expenses	₹ 7,598,969.00	₹ 10,686,275.00
	Repair & Maintenance	₹ 2,805,667.00	
	Telephone Expenses	₹ 57,127.00	
	Staff House Repairs	₹ 224,512.00	
Games Fund	Playing Field expences	₹ 271,007.00	₹ 271,007.00
Café Fund	Electricity and Water Expences	₹ 175,437.00	₹ 592,545.00
	Repair and Maintenance	₹ 417,108.00	
Expenditure on maintenance of physical facility in year 2019-20			₹ 22,250,862.00
Expenditure on maintenance of Academic Facilities for Financial year 2019-20			
Name of the Fund	Mode of expenditure	Amount	Total
General Fund	College Magazine		₹ 1,427,349.00
	College Examination Exp.	₹ 37,400.00	
	Lab Expenses	₹ 80,510.00	
	Running of Computer Lab (Centre)	₹ 18,872.00	
	Library Expenses	₹ 932,415.00	



[Signature]
PRINCIPAL
ST. STEPHEN'S COLLEGE
DELHI-110007


[Signature]
BURSAR
ST. STEPHEN'S COLLEGE
DELHI-110007







	Admission expenses	₹	356,652.00	
	Conference expenses	₹	1,500.00	
	Expenditure on maintenance of Academic Facilities for Financial year 2019-20			₹ 1,427,349.00
	Total Expenditure on maintenance in year 2019-20			₹ 23,678,211.00

Audited Schedule of fixed assets for year 2019-20


PRINCIPAL
ST. STEPHEN'S COLLEGE
DELHI-110007


BURSAR
ST. STEPHEN'S COLLEGE
DELHI-110007



General Fund 2019-20

ST. STEPHEN'S COLLEGE, DELHI

Schedules forming part of financial statements as at March 31, 2020

(Amount in Rs.)

Schedule 16 - Salary and allowances

Particulars	As at March 31, 2020	As at March 31, 2019
Salary and allowances		
Teaching staff	171,715,631	173,113,170
Non-teaching staff	26,942,112	30,762,542
Laboratory staff	16,142,161	18,070,411
Daily wages staff	6,932,530	3,754,176
Retirement benefit		
Pension	70,287,583	29,805,350
Gratuity	7,847,410	7,981,883
Leave encashment	2,877,875	5,967,859
	302,745,302	269,455,391

(Amount in Rs.)

Schedule 17 - Salary and allowances (Hostel Staff)

Particulars	As at March 31, 2020	As at March 31, 2019
Salary and allowances		
Hostel Mess staff	10,450,572	10,802,620
Retirement benefit		
Pension	3,077,732	2,225,952
Gratuity	110,696	1,000,000
Leave encashment	40,413	9,327
Other Expenses		
Uniform	-	23,990
Reimbursement of medical bills	1,792,359	768,508
	15,471,772	14,830,397

Schedule 18 - Examination & other expenses

Particulars	As at March 31, 2020	As at March 31, 2019
College examination expenses <i>Academic</i>	37,400	44,000
	37,400	44,000

Schedule 19 - Library expenses *Academic*

Particulars	As at March 31, 2020	As at March 31, 2019
Journals/periodicals	276,546	277,636
Automation expenditure	489,057	307,656
Contingencies/ miscellaneous	166,812	345,863
	932,415	931,155



John Varghese



John Varghese

PRINCIPAL
ST. STEPHEN'S COLLEGE
DELHI-110007



John Varghese
PRINCIPAL
ST. STEPHEN'S COLLEGE
DELHI-110007

Ch. Laxmi
BURSAR
ST. STEPHEN'S COLLEGE
DELHI-110007



General Fund 2019-20

ST. STEPHEN'S COLLEGE, DELHI

Schedules forming part of financial statements as at March 31, 2020

(Amount in Rs.)

Schedule 20 - Science apparatus & contingencies Academic

Particulars	As at March 31, 2020	As at March 31, 2019
Science apparatus	42,650	43,385
Science chemicals and contingency	37,860	36,420
	80,510	79,805

Schedule 21 - Repair and maintenance

Particulars	As at March 31, 2020	As at March 31, 2019
Running and maintenance of computer centre Academic	18,872	4,209
Repair and replacement of furniture and Fittings Physical Est	16,502	11,000
	35,374	15,209

Schedule 22 - Administrative and other expenses

Particulars	As at March 31, 2020	As at March 31, 2019
Advertisement expenses	47,913	-
Admission expenses Academic	356,652	130,861
Auditors honorarium	1,180	1,180
Bank charges	4,489	3,374
Contingencies	203,525	162,825
Amount Written Off	2,550	-
Electricity charges	4,836,215	4,574,260
Garden and playing field	147,929	365,279
General repairs and whitewashing	953,508	841,643
Hospitalization expenses	7,304,148	8,102,684
Land lease rent	1,445	1,445
Postage and telegrams	12,085	10,481
Printing and stationery	200,174	197,669
Property tax	3,221,716	3,221,716
T.A. for attending conference Academic Exp	1,500	1,000
NSDL (NPS)	13,356	7,530
Telephone expenses	38,988	34,082
Uniforms	8,800	50,341
Water charges	1,374,141	1,954,365
Office automation expenses	112,036	29,416
	18,842,350	19,690,151

Physical Facilities



John Vargha



John Vargha

PRINCIPAL
ST. STEPHEN'S COLLEGE
DELHI-110007



John Vargha

PRINCIPAL
ST. STEPHEN'S COLLEGE
DELHI-110007



Chiranjeev

BURSAR
ST. STEPHEN'S COLLEGE
DELHI-110007

Residence Fund 2019-20

ST. STEPHEN'S COLLEGE

Schedules forming part of the financial statements as at March 31, 2020

(Amount in Rs.)

Schedule 1 - Fund balances

Particulars	As at March 31, 2020	As at March 31, 2019
Staff house income fund (B)		
Balance as per last Balance Sheet	1,069,593	813,255
Add : Staff house income received	449,582	460,978
	1,519,175	1,274,233
Less: Repairs & maintenance <i>Physical</i>	224,512	204,640
	1,294,663	1,069,593
Retirement Benefits fund (C)		
Balance as per last Balance Sheet	2,196,894	1,729,533
Add : Provision during the year	500,000	500,000
Interest on investments	138,262	128,027
	2,835,156	2,357,560
Less: Paid during the year	1,748,512	160,666
	1,086,644	2,196,894
College Development Fund (D)		
Add: Fee & Interest for the year	41,964,137	36,533,808
	6,764,902	5,430,329
	48,729,039	41,964,137
	51,110,346	45,230,624

Schedule 2 - Caution money

Particulars	As at March 31, 2020	As at March 31, 2019
Caution money (A)		
Balance as per last Balance Sheet	1,413,000	1,316,037
Add : Receipts during the year	549,000	618,963
	1,962,000	1,935,000
Less: Refund	477,000	522,000
	1,485,000	1,413,000
Lapsed Caution Money (B)		
Balance as per last Balance Sheet	3,739,389	3,562,270
Add : Lapsed during the year	270,000	210,000
	4,009,389	3,772,270
Less: Dues recovered	8,211	32,881
	4,001,178	3,739,389
Total (A) +(B)	5,486,178	5,152,389



John Hughes

John Hughes
PRINCIPAL
ST. STEPHEN'S COLLEGE
DELHI-110007



55

John Hughes
PRINCIPAL
ST. STEPHEN'S COLLEGE
DELHI-110007



Chir
BURSAR
ST. STEPHEN'S COLLEGE
DELHI-110007

Residence Fund 2019-20

ST. STEPHEN'S COLLEGE

Schedules forming part of the financial statements as at March 31, 2020

(Amount in Rs.)

Schedule 10 - Salary and allowances

Particulars	As at March 31, 2020	As at March 31, 2019
Salary		
Salary & allowances	24,431,395	25,936,442
Retirement benefits		
Pension	4,111,212	2,034,755
Provision for retirement benefits	500,000	500,000
Gratuity expenses	-	-
Leave Encashment	-	-
	29,042,607	28,471,197

Schedule 12 - Operative and administrative cost



Particulars	As at March 31, 2020	As at March 31, 2019
Amount written off	68,444	5,675
Annual Maintenance Contract	437,398	-
Auditor's honorarium	1,416	1,416
Bank charges	1,228	3,229
Conveyance & cartage	45,400	80,500
Departmental contingencies	32,375	21,808
Electricity & water <i>Physical</i>	7,598,969	7,906,482
Fuel Expenses	31,670	6,300
Honorarium	284,740	391,410
Hospitalization expenses	340,457	618,237
Leave travel concession	107,037	369,947
Legal & Professional expenses	289,100	374,800
Miscellaneous expenses	954,380	572,583
Repairs & maintenance <i>Physical</i>	2,805,667	3,039,828
Telephone <i>Physical</i>	57,127	47,359
Uniforms	44,127	46,056
Printing and stationary	29,979	11,097
	13,129,514	13,496,727



John Singh

John Singh

PRINCIPAL
ST. STEPHEN'S COLLEGE
DELHI-110007



John Singh

PRINCIPAL
ST. STEPHEN'S COLLEGE
DELHI-110007



Chhvi

BURSAR
ST. STEPHEN'S COLLEGE
DELHI-110007

ST. STEPHEN'S COLLEGE-DELHI
GAMES FUND 2019-20
Income and expenditure account for the year ended March 31, 2020

Expenditure	(Amount in Rs.)		Income		
	Amount as on March 31, 2020	Amount as on March 31, 2019		Amount as on March 31, 2020	Amount as on March 31, 2019
Admission Expenses	955,904	511,734	Games fee	2,084,420	2,025,660
Audit fee	354	354			
Badminton	55,554	61,045	Committee of games	8,500	-
Bank charges	179	921	Sale of Sports form	204,000	175,500
Basketball Expenses	228,959	180,012	Interest Account	237,446	59,022
Basketball Tournament expenses	98,287	122,474			
Chess expenses	26,972	16,376	Sports dinner subscription Rs.		
Colour award	249,004	178,518	Less: Sports dinner expenses Rs.		8,300
Committee of games	301,750	469,370			
Cricketer expenses	103,590	58,259			
Football expenses	300,973	94,084			
Football tournament expenses	51,312	131,491			
Lawn tennis expenses	26,463	15,952			
Playing field expenses Physical exp.	271,007	264,259			
Rifle shooting	62,069	17,008			
Salary expenses	267,114	190,133			
Sports Bash expenses	50,291	52,627			
Squash	10,211	23,417			
Swimming	4,864	15,107			
Table tennis	8,417	62,664			
Volleyball expense	37,080	-			
Surplus/Deficit balance for the year	(575,988)	(197,323)			
Total	2,534,366	2,268,482	Total	2,534,366	2,268,482

Significant Accounting Policies & Notes to the Accounts Schedule - 23

Section Officer
(Accounts)

Bursar

Principal



PRINCIPAL
ST. STEPHEN'S COLLEGE
DELHI-110007




BURSAR
ST. STEPHEN'S COLLEGE
DELHI-110007

Subject to report of even date
for Naresh Garg & Associates
Chartered Accountants
(FRN 018951N)

NARESH GARG
(Prop.)

Membership No. 501383

UDIN: 20501383 AAAACS6310



PRINCIPAL
ST. STEPHEN'S COLLEGE
DELHI-110007

Place : New Delhi
Date : 06.11.2020

ST STEPHEN'S COLLEGE DELHI
Café FUND
Income and Expenditure for the year ended March 31, 2020

Cafe Fund 2019-20

Expenditure	(Amount in Rs.)		Income		
	Amount as on March 31, 2020	Amount as on March 31, 2019		Amount as on March 31, 2020	Amount as on March 31, 2019
Opening Stock			Sale		
Café Stock	86,224	180,153	Cash sale	6,998,572	6,664,080
Conv. Store Stock	176,462	220,836	Credit sale	2,413,598	3,327,781
Material Purchases			Cash sale(conv store)	728,458	865,677
Purchase(Café)	5,625,780	4,932,197	Cash Sale (Daba)	341,647	-
Purchase (Consumable store)	1,887,586	1,463,178			
Establishment			Closing stock café	218,821	86,224
Staff welfare	-	16,002	Closing stock conv. Store	179,651	176,462
Casual labor	661,586	582,626	Misc income	15,097	1,060
Medical expenses	2,585	21,057	Interest on FDR	97,862	85,111
Staff uniform	42,701	502	Other Income	1,115	180
Salary	2,926,523	2,340,841			
Pension	468,705	376,260			
Crockery & cutlery	36,681	14,492			
Depreciation	50,145	45,910			
Electricity & water <i>Physical</i>	175,437	176,016			
Miscellaneous expenses	29,711	12,755			
Printing & stationery	41,866	3,307			
Repair & maintenance <i>Physical</i>	417,108	85,631			
Audit fee	354	354			
Bank charges	1,932	2,336			
Cartage	8,870	2,430			
Professional expenses	47,200	-			
GST Expenses	34,610	44,451			
Amount written off	28,204	-			
Damage goods	37,345	-			
GST demand FY 2017-18	168,627	-			
Promotional charges written off	400,000	-			
Surplus/ Deficit	(2,361,421)	685,041			
	10,994,821	11,206,575		10,994,821	11,206,575

Significant Accounting Policies & Notes to the Accounts Schedule - 23

[Signature]
Section Officer
(Accounts)


[Signature]
Bursar

[Signature]
Principal

[Signature]
PRINCIPAL
ST. STEPHEN'S COLLEGE
DELHI-110007



[Signature]
PRINCIPAL
ST. STEPHEN'S COLLEGE
DELHI-110007




Subject to report of even date
for Naresh Garg & Associates
Chartered Accountants
(F.R.N. 018954N)
[Signature]
NARESH GARG
(Prop.)



Membership No. 501383
UDIN: 20501383AAAAACS6310

[Signature]
BURSAR
ST. STEPHEN'S COLLEGE
DELHI-110007




(61)

Place : New Delhi
Date : 06.11.2020




Expenditure on maintenance of physical and academic facilities for financial year 2020-21

Expenditure on maintenance of Physical Facilities for Financial year 2020-21			
Name of the Fund	Mode of expenditure	Amount	Total
General Fund	Repair/Replacement (Furniture/ Fittings)	₹ 17,255.00	₹ 7,925,805.00
	Electricity Expenses	₹ 2,683,390.00	
	Garden Expenses	₹ 166,101.00	
	General Repair & whitewashing	₹ 266,495.00	
	Property Tax	₹ 3,234,178.00	
	Telephone Expenses	₹ 37,708.00	
	Water Expenses	₹ 1,507,372.00	
	Office Automation Expenses	₹ 13,306.00	
Residence Fund	Electricity & Water Expenses	₹ 5,669,100.00	₹ 8,122,277.00
	Repair & Maintenance	₹ 2,142,172.00	
	Telephone Expenses	₹ 52,872.00	
	Staff House Repairs	₹ 258,133.00	
Games Fund	Playing Field expences	₹ 75,412.00	₹ 75,412.00
Café Fund	Electricity and Water Expences	₹ 177,604.00	₹ 200,378.00
	Repair and Maintenance	₹ 22,774.00	
Expenditure on maintainance of physical facility in year 2020-21			₹ 16,323,872.00
Expenditure on maintenance of Academic Facilities for Financial year 2020-21			
Name of the Fund	Mode of expenditure	Amount	Total
General Fund	College Magazine	nil	₹ 1,861,634.00
	College Examination Exp.	nil	
	Lab Expenses	₹ 15,132.00	
	Running of Computer Lab (Centre)	nil	
	Library Expenses	₹ 294,308.00	
	Admission expenses	₹ 1,551,194.00	


PRINCIPAL
ST. STEPHEN'S COLLEGE
DELHI-110007





BURSAR
ST. STEPHEN'S COLLEGE
DELHI-110007



Conference expenses	₹	1,000.00	
Expenditure on maintenance of Academic Facilities for Financial year 2020-21	₹	1,861,634.00	
Total Expenditure on maintenance in year 2020-21	₹	18,185,506.00	

Audited Schedule of fixed assets for year 2020-21


PRINCIPAL
ST. STEPHEN'S COLLEGE
DELHI-110007



ST. STEPHEN'S COLLEGE, DELHI
GENERAL FUND

Schedules forming part of financial statements as at March 31, 2021

SCHEDULE 15 - ACADEMIC EXPENSES *Academic*

Amount in Rupees

Particulars	Current Year			Previous Year		
	Plan	Non Plan	Total	Plan	Non Plan	Total
Laboratory expenses	-	15,132	15,132	-	80,510	80,510
Field work/Participation in Conferences	-	1,000	1,000	-	1,500	1,500
Examination	-	-	-	-	37,400	37,400
Admission expenses	-	15,51,194	15,51,194	-	3,56,652	3,56,652
Others (specify)	-	-	-	-	-	-
TOTAL	-	15,67,326	15,67,326	-	4,76,062	4,76,062

SCHEDULE 16 - ADMINISTRATIVE AND GENERAL EXPENSES

Amount in Rupees

Particulars	Current Year			Previous Year		
	Plan	Non Plan	Total	Plan	Non Plan	Total
Infrastructure						
Electricity and power <i>Physical</i>	-	26,83,390	26,83,390	-	48,36,215	48,36,215
Water charges <i>Physical</i>	-	15,07,372	15,07,372	-	13,74,141	13,74,141
Insurance	-	-	-	-	-	-
Rent, Rates and Taxes (including property tax) <i>Physical</i>	-	32,34,178	32,34,178	-	32,23,161	32,23,161
Communication						
Postage and Stationery	-	13,784	13,784	-	12,085	12,085
Telephone, Fax and Internet Charges <i>Physical</i>	-	37,708	37,708	-	38,988	38,988
Others						
Printing and Stationery (consumption)	-	51,262	51,262	-	2,00,174	2,00,174
Auditors Remuneration	-	1,180	1,180	-	1,180	1,180
Advertisement and Publicity	-	-	-	-	47,913	47,913
Magazines & Journals - Library <i>Academic</i>	-	2,94,308	2,94,308	-	9,32,415	9,32,415
Others	-	-	-	-	-	-
(a) Contingencies	-	1,57,823	1,57,823	-	2,03,525	2,03,525
(b) Uniform expenses	-	-	-	-	8,800	8,800
TOTAL	-	79,81,005	79,81,005	-	1,08,78,597	1,08,78,597



John Vengla
PRINCIPAL
ST. STEPHEN'S COLLEGE
DELHI-110007



(52)

John Vengla

PRINCIPAL
ST. STEPHEN'S COLLEGE
DELHI-110007



Abhinav

BURSAR
ST. STEPHEN'S COLLEGE
DELHI-110007

(77)

ST. STEPHEN'S COLLEGE, DELHI

GENERAL FUND

Schedules forming part of financial statements as at March 31, 2021


SCHEDULE 17 - REPAIR & MAINTENANCE EXPENSES *Physical.*

Amount in Rupees

Particulars	Current Year			Previous Year		
	Plan	Non Plan	Total	Plan	Non Plan	Total
Furniture & Fixture <i>Physical</i>	-	17,255	17,255	-	16,502	16,502
Office Equipments <i>Physical</i>	-	13,306	13,306	-	41,036	41,036
Computers	-	-	-	-	18,872	18,872
Gardening <i>Physical</i>	-	1,66,101	1,66,101	-	1,47,929	1,47,929
Estate Maintenance - Gen repair <i>Physical</i>	-	2,66,495	2,66,495	-	9,53,508	9,53,508
TOTAL (Rs.)	-	4,63,157	4,63,157	-	11,77,847	11,77,847



John Vargha
PRINCIPAL
ST. STEPHEN'S COLLEGE
DELHI-110007



John Vargha
PRINCIPAL
ST. STEPHEN'S COLLEGE
DELHI-110007

Abhishek
BURSAR
ST. STEPHEN'S COLLEGE
DELHI-110007



(53)

(78)


ST. STEPHEN'S COLLEGE, DELHI
RESIDENCE FUND

Schedules forming part of financial statements as at March 31, 2021
SCHEDULE 14 - ADMINISTRATIVE AND GENERAL EXPENSES

S.No	Particulars	Amount in Rupees					
		Current Year			Previous Year		
		Plan	Non Plan	Total	Plan	Non Plan	Total
A	Infrastructure						
(i)	Electricity and power <i>Physical</i>		19,13,247	19,13,247	-	37,22,445	37,22,445
(ii)	Water charges <i>Physical</i>		37,55,853	37,55,853	-	38,76,524	38,76,524
B	Communication						
(i)	Telephone, Fax and Internet Charges <i>Physical</i>		52,872	52,872		57,127	57,127
C	Others						
(i)	Printing and Stationery (consumption)		20,915	20,915		29,979	29,979
(ii)	Conveyance & Cartage Expenses		5,808	5,808		45,400	45,400
(iii)	Auditors Remuneration		1,416	1,416		1,416	1,416
(iv)	Legal & Professional Expenses		4,48,400	4,48,400		2,89,100	2,89,100
(v)	Provision for Retirement Benefits		5,00,000	5,00,000		5,00,000	5,00,000
(vi)	Other expenses		7,30,453	7,30,453		32,375	32,375
(vii)	Honorarium		-	-	-	2,84,740	2,84,740
(viii)	Uniform expenses		10,998	10,998		44,127	44,127
	TOTAL	-	74,39,962	74,39,962	-	88,83,233	88,83,233

SCHEDULE 15 - REPAIR & MAINTENANCE EXPENSES *Physical*

S.No	Particulars	Amount in Rupees					
		Current Year			Previous Year		
		Plan	Non Plan	Total	Plan	Non Plan	Total
1	Repair & Maintenance		7,28,514	7,28,514		28,05,667	28,05,667
2	Annual Maintenance Contract		48,479	48,479		4,37,398	4,37,398
3	Miscellaneous Expenses (Res)		13,62,379	13,62,379		9,54,380	9,54,380
4	Fuel Expenses		2,800	2,800		31,670	31,670
	TOTAL (Rs.)	-	21,42,172	21,42,172	-	42,29,115	42,29,115



John Singh
PRINCIPAL
ST. STEPHEN'S COLLEGE
DELHI-110007



John Singh
PRINCIPAL
ST. STEPHEN'S COLLEGE
DELHI-110007



(69)
Chhavi
BURSAR
ST. STEPHEN'S COLLEGE
DELHI-110007

(79)