



CRITERION 4

SUPPORTING DOCUMENT

**4.1.4 Expenditure for infrastructure augmentation,
excluding salary year wise during last five years (INR in
lakhs)**

&

**4.4.1 Expenditure incurred on maintenance of infrastructure
(physical facilities and academic support facilities) excluding
salary component year wise during the last five years (INR
in lakhs)**


**NAAC
Assessment
and
Accreditation 2021**



**St. Stephen's College
University of Delhi
Delhi 110007**


Phone: +91-11-27667200
E-mail: pstoprincipal@ststephens.edu
Website: www.ststephens.edu


S. No.	Content
1	Detailed Expenditure worksheet
2	Audited bills year wise 2016-21



ST. STEPHEN'S COLLEGE, DELHI
Accounts Worksheet 2016-21

S.No	Particulars	F.Year 2016-17	F.Year 2017-18	F.Year 2018-19	F.Year 2019-20	F.Year 2020-21	Total in Five years	Five year percentage of total
1	Expenditure on Infrastructure Augmentation							
(A)	General Fund							
	Addition of capital expenditure	17.57	17.32	14.24	13.64	20.96		
(B)	Residence Fund							
	Addition of capital expenditure	2.17	12.70	17.94	15.76	425.51		
(C)	Private Fund							
	Addition of capital expenditure	9.55	1.03	4.94	50.09	55.54		
(D)	Games Fund							
	Addition of capital expenditure	-	0.85	0.56	0.29	1.95		
(E)	Cafe Fund							
	Addition of capital expenditure	0.12	1.48	0.70	1.07	-		
	Total Amount in Lakhs (1)	29.41	33.38	38.38	80.85	503.96	685.98	38.03%
2	Expenditure on maintenance of Physical Facilities							
(A)	General Fund							
(i)	Repair/Replacement (Furniture/ Fittings)	0.11	0.11	0.11	0.17	0.17		
(ii)	Electricity Expenses	47.82	44.78	45.74	48.26	26.83		
(iii)	Garden Expenses	2.59	1.98	3.65	1.48	1.66		
(iv)	General Repair & whitewashing	5.82	6.66	8.42	9.54	2.66		
(v)	Property Tax	16.71	20.64	32.22	32.22	32.34		
(vi)	Telephone Expenses	0.39	0.35	0.34	0.39	0.38		
(vii)	Water Expenses	17.38	17.01	19.54	13.74	15.07		
(viii)	Office Automation Expenses	0.11	0.24	0.29	1.12	0.13		
(B)	Residence Fund							
(i)	Electricity & Water Expenses	112.87	73.77	79.06	75.99	56.69		
(ii)	Repair & Maintenance	15.26	13.44	30.40	28.06	21.42		
(iii)	Telephone Expenses	0.53	0.40	0.47	0.57	0.53		
(iv)	Staff House Repairs	2.27	3.82	2.05	2.25	2.58		
(C)	Games Fund							
(i)	Playing Field Expenses	3.77	1.83	2.64	2.71	0.75		
(D)	Café Fund							
(i)	Electricity & Water Expenses	1.80	0.27	1.76	1.75	1.77		
(ii)	Repair & Maintenance	0.44	20.38	0.86	4.17	0.23		
	Total Amount in Lakhs (2)	227.87	205.68	227.55	222.42	163.21	1046.73	58.03%
3	Expenditure on maintenance of Academic Facilities							
(A)	General Fund							
(i)	College Magazine	-	0.91	-	-	-		
(ii)	College Examination Exp.	0.48	0.38	0.44	0.37	-		
(iii)	Lab Expenses	0.74	0.77	0.80	0.81	0.15		
(iv)	Running of Computer Lab (Centre)	0.11	0.48	0.04	0.19	-		
(v)	Library Expenses	6.07	4.93	9.31	9.32	2.94		
(vi)	Admission expenses	7.40	3.90	1.31	3.57	15.51		
(vii)	Conference expenses	0.04	0.04	0.01	0.02	0.01		
	Total Amount in Lakhs (3)	14.84	11.41	11.91	14.28	18.60	71.04	3.94%
	Total of Physical & Academic Facilities	242.71	217.09	239.46	236.70	181.81	1117.77	61.97%
	GRAND TOTAL (Lakhs){1+2+3}	272.12	250.47	277.84	317.55	685.77	1803.75	


PRINCIPAL
ST. STEPHEN'S COLLEGE
DELHI-110007



**NAAC
Assessment
and
Accreditation 2021**



St. Stephen's College
University of Delhi
Delhi 110007
Phone: +91-11-27667200
E-mail: pstoprincipal@ststephens.edu
Website: www.ststephens.edu

YEAR 2016- 17



F.Y. 2016-17

ST. STEPHEN'S COLLEGE, DELHI
GENERAL FUND 2016-17
Income and Expenditure account for the year ended March 31, 2017

				(Amount in Rs.)			
Expenditure	Schedule	Year ended March 31, 2017	Year ended March 31, 2016	Income	Schedule	Year ended March 31, 2017	Year ended March 31, 2016
Salary and allowances	16			Grant Income	13		
Salary		147,151,118	135,464,928			175,816,036	184,648,657
Retirement benefits		37,361,799	39,272,524	Fees	14	7,999,717	4,931,705
Examination & other Expenses	17	47,975	127,400	Miscellaneous receipts	15	3,219,011	(82,470)
Library expenses	18	607,239	619,058	Miscellaneous balances written back			137,888
Science apparatus and contingencies	19	73,585	69,960	Refund of LTC		-	349,696
Repair and maintainance	20	22,120	23,705	Management Share (5%)		7,045,169	6,837,838
Administrative and other expenses	21	18,034,488	17,204,945	Interest on Investment		-	1,319,487
Excess of Income over Expenditure		(9,218,391)	5,381,035	Interest on Income tax refund		-	20,754
Total		194,079,933	198,163,555	Total		194,079,933	198,163,555

Significant Account Policies & Notes On Accounts Schedule - 22

(Signature)
 Section Officer
 (Accounts)

(Signature)



(Signature)
 Bursar

(Signature)
 Principal

Place : New Delhi
 Date : 14-10-2017

(Signature)
PRINCIPAL
ST. STEPHEN'S COLLEGE
DELHI-110007



Subject to report of even date
 for Vikas Parveen & Associates
 Chartered Accountants
 (FRN. 023045N)



PARVEEN GOYAL
 (Partner)
 Membership No. 513215

ST. STEPHEN'S COLLEGE-DELHI
RESIDENCE FUND 2016-17
 Statement of Income and Expenditure for the year ended March 31, 2017

Expenditure	Schedule	(Amount in Rs.)		Income	Schedule		
		For the Year ended March 31, 2017	For the Year ended March 31, 2016			For the Year ended March 31, 2017	For the Year ended March 31, 2016
Salary and allowances	11	28,508,278	25,538,621	Grant income	8	11,535,000	11,184,760
Provisions consumed (at cost)	12	6,651,201	6,301,254	Residence and mess fees	9	40,969,917	39,966,780
Operative and administrative expenses	13	15,194,654	8,747,508	Miscellaneous income	10	1,194,207	3,616,155
Depreciation		229,033	220,392	S.B Account Interest		90,646	67,559
Surplus		3,588,312	14,390,781	Management share (5%)		381,708	363,302
Total		54,171,478	55,198,556			54,171,478	55,198,556

Significant Accounting Policies & Notes to the Accounts Schedule - 22


(Signature)
 Section Officer
 (Accounts)



(Signature)
 Bursar

(Signature)
 Principal

Subject to report of even date
 for Vikas Parveen & Associates
 Chartered Accountants
 (FRN. 023045N)



PARVEEN GOYAL
 (Partner)
 Membership No. 513215

Place : New Delhi
 Date : 14-10-2017

(Signature)
 PRINCIPAL
 ST. STEPHEN'S COLLEGE
 DELHI-110007



ST. STEPHEN'S COLLEGE-DELHI

PRIVATE FUND 2016-17

Balance Sheet as at March 31, 2017

(Amount in Rs.)

Liabilities	At at March 31, 2017	At at March 31, 2016	Assets	At at March 31, 2017	At at March 31, 2016
Capital fund			Fixed assets	6,760,131	6,332,835
Balance as per last Balance Sheet	194,908,278	163,132,928	(as per schedule)		
Add: Capital as per schedule 1	721,856	983,767	Investments		
Revenue income as per schedule 2	73,659,563	50,237,499	Investment in FDR	206,922,000	174,602,000
	269,289,696	214,354,194	Current assets and advances		
Less: Revenue expenditure as per schedule 2	37,865,497	19,451,919	Due from general fund	6,967,460	8,214,070
	231,424,199	194,902,275	Miscellaneous advances	196,847	169,440
Fee received in advance	-	891,800	Rent Receivable	237,644	27,220
	-	-	Interest receivable	334,443	354,056
	-	-	Fee Receivable	-	912,574
	-	-	Syndicate bank accounts		
College directory fund	278,066	278,066	Supreme council saving account	1,304,161	2,967,885
Security MP3	500	500	Scholarship fund current a/c	49,098	1,240,527
R.T.I	6,820	6,700	Private fund Saving a/c	1,818,818	1,196,477
Research Grants	35,000	35,000	Syndicate bank current a/c	92,471	175,709
Annual prize distribution	-	-	Syndicate Bank FCRA a/c	632,007	-
Retension money	70,156	69,460	Supreme Council (SBI) a/c	2,138,790	-
Earnest Money Deposit	7,200	7,200	Private Fund (SBI Saving Bank) a/c	1,024,394	-
TDS Payable	-	-	Scholarship (SBI Saving Bank) a/c	415,480	-
Amount payable	22	1,801	DRDO Project (SBI) a/c	1,014,000	-
			Axis Bank Account	1,914,219	-
Total	231,821,963	196,192,802	Total	231,821,963	196,192,802

Significant Account Policies & Notes On Accounts Schedule- 22

Section Officer
(Accounts)

(Signature)



PRINCIPAL
ST. STEPHEN'S COLLEGE
DELHI-110007

Bursar

Principal

Subject to report of even date
for Vikas Parveen & AssociatesChartered Accountants
(FRN. 023848N)PARVEEN GOYAL
(Partner)

Membership No. 513215

Place : New Delhi
Date : 14-10-2017

ST. STEPHEN'S COLLEGE DELHI
GAMES FUND 2016-17
Income and expenditure account for the year ended March 31, 2017

Expenditure	(Amount in Rs.)		Income		
	Amount as on March 31, 2017	Amount as on March 31, 2016		Amount as on March 31, 2017	Amount as on March 31, 2016
Athletics expenses	80	100			
Admission Expenses	289,378	332,893	Games fee	1,918,670	1,901,120
Legal & Professional Expenses	85,200	-	Committee of games	-	3,000
Audit fee	354	345	Akshay Chhibber Football	-	25,000
Badminton	-	25,472	Sale of Sports form	137,250	476,625
Bank charges	1,040	326	Interest Account	4,149	-
Basketball	154,195	146,989			
Chess	494	1,039			
Colour award	43,313	99,565			
Committee of games	501,797	178,961			
Cricket	109,123	29,332			
Depreciation	5,873	6,910			
Football	220,286	167,629			
Gymnasium	-	49,673			
Lawn tennis	880	3,913			
Playing field	376,629	56,595			
Rifle shooting	41,946	5,102			
Sports dinner Rs 106525	-	-			
Less: Subscription received Rs 57500	49,025	50,251			
Squash	2,048	4,244			
Swimming	-	9,993			
Table tennis	1,535	15,120			
Deferred revenue expenditure w/off	275,388	275,387			
Amount written off	40,062	-			
Surplus balance for the year	(138,577)	945,906			
Total	2,060,069	2,405,745	Total	2,060,069	2,405,745

Significant Accounting Policies & Notes to the Accounts Schedule - 22

(Signature)
Section Officer

(Accounts)
(Signature)



(Signature)
Bursar

(Signature)
Principal

Place : New Delhi
Date : 14-10-2017

(Signature)
PRINCIPAL
ST. STEPHEN'S COLLEGE
DELHI-110007



Subject to report of even date
for Vikas Parveen & Associates
Chartered Accountants
(FRN. 023045N)



PARVEEN GOYAL
(Partner)
Membership No. 513215

ST STEPHEN'S COLLEGE DELHI
CAFÉ FUND
Income and Expenditure for the year ended March 31, 2017

Cafe Fund 2016-17

Expenditure	(Amount in Rs.)		Income		
	Amount as on March 31, 2017	Amount as on March 31, 2016		Amount as on March 31, 2017	Amount as on March 31, 2016
Material Purchases			Sale		
Purchase(Café)	4,368,056	4,110,245	Cash sale	3,549,358	3,791,122
Purchase (Consumable store)	527,847	560,174	Credit sale	3,847,583	3,400,925
			Credit sale(conv store)	4,050	4,805
Establishment			Conv. Store sale	579,147	620,336
Ad-hoc bonus	25,460	-	Misc income	18,116	16,437
Leave travel concession		2,895	Interest	287,049	308,831
Casual labor	1,150,093	998,186	Amount written back	11,536	-
Service charges	5,525	10,845			
Medical expenses	596,946	-			
Staff uniform	6,011	5,742			
Salary	761,207	752,473			
Pension	399,848	357,964			
Other Expenses					
Crockery & cutlery	1,846	3,308			
Depreciation	15,833	11,772			
Electricity & water	180,028	200,367			
Miscellaneous expenses	19,340	17,000			
Printing & stationery	40,381	43,053			
Repair & maintenance	43,795	53,860			
Utensils	14,521	-			
Audit fee	354	345			
Bank charges	3,144	6,210			
Cartage	380	920			
Amount written off	-	125			
Surplus	136,224	1,006,972			
	8,296,839	8,142,456		8,296,839	8,142,456

Significant Accounting Policies & Notes to the Accounts Schedule - 22

(Signature)
Section Officer
(Accounts)


(Signature)
Bursar

(Signature)
Principal



(Signature)
PRINCIPAL
ST. STEPHEN'S COLLEGE
DELHI-110007

Subject to report of even date
for Vikas Parveen & Associates
Chartered Accountants
(FRN 023045N)



PARVEEN GOYAL
(Partner)
Membership No. 513215



Place : New Delhi
Date : 14-10-2017

ST.STEPHENS COLLEGE

GENERAL FUND 2016-17

Particulars	Rate	Opening Balance 01.04.2016	Addition 1st half	Addition 2nd half	Total	Depreciation	CL Balance on 31.03.2017
i) Building							
Add: Grant capitalised for assets				-			
Less: Grant received for assets				-			
ii) Computers & Softwares	10%	3,453,550		-	3,453,550	345,355	3,108,195
iii) Lab Equipments	60%	54,694		6,950	61,644	34,901	26,743
iv) Photocopier	15%	629,521			629,521	94,428	535,093
v) Library books (College fund)	15%	29,650			29,650	4,448	25,202
vii) Science apparatus	100%	634,589	622,249	878,515	2,135,353	1,696,095	439,258
Viii) Library building extension	15%	271,437			271,437	40,716	230,721
a) Furniture and fixture	10%	719,378					
b) Electronic installation	10%	111,678		100,597	819,975	76,968	743,007
c) Fire equipment	15%	4,087			111,678	11,168	100,510
ix) Furniture and fixture	10%	29,541			4,087	613	3,474
x) New playing field	10%	38,770			29,541	2,954	26,587
xi) Water cooler	15%	11,091			38,770	3,877	34,893
xii) Ceiling fans	10%	7,785			11,091	1,664	9,427
xiii) Water harvesting	10%	433,198			7,785	779	7,006
xiv) A3 Scanner	15%	-			433,198	43,320	389,878
xv) Special Equipment (Diff.abled students)	15%	-		40,000	40,000	3,000	37,000
xvi) Printers	15%	-		92,950	92,950	6,971	85,979
TOTAL (Rs)		6,428,969	622,249	1,134,860	8,186,078	2,368,446	5,817,632

= 17.57 Lakhs

Infrastructure Segmentation sop.



John Vaneck
PRINCIPAL
ST. STEPHEN'S COLLEGE
DELHI-110007



Residence Fund 2016-17


ST. STEPHEN'S COLLEGE

Schedules forming part of the financial statements (2016-17)

Schedule 4 - Fixed Assets

(Amount in Rs)

SCHEDULE OF FIXED ASSETS							
Particulars	Rate of Depn.	Written down value as on April 01, 2015	Addition during the Ist half year	Addition during the IInd half year	Total	Amount of Depreciation for the year	Written down value as at March 31, 2016
College mess							
Walk-in-cooler	15%	18,637			18,637	2,796	15,841
Water cooler	15%	20,831			20,831	3,125	17,706
Furniture	10%	35,282	39,303	76,201	150,786	11,269	139,517
Battery for UPS	10%	35,796			35,796	3,580	32,216
Refrigerator	10%	131,112			131,112	13,111	118,001
Printer	60%	160			160	96	64
C.C.T.V.	15%	45,717			45,717	6,858	38,859
Weighing machine	15%	8,092			8,092	1,214	6,878
Solar heater	15%	9,727			9,727	1,459	8,268
Exhaust Hood(Chimani)	15%	72,146			72,146	10,822	61,324
Gysers	10%	13,466		7,650	21,116	1,729	19,387
Residence asset							
Adding machine	15%	1,891			1,891	284	1,607
Electrical Equipments	10%	5,225	23,108	6,345	34,678	3,151	31,527
Garden bench (Iron)	10%	158,817			158,817	15,882	142,935
Gysers	10%	93,285		16,200	109,485	10,139	99,346
Water cooler	15%	15,112			15,112	2,267	12,845
Generator	10%	6,707			6,707	671	6,036
Summersible pump	10%	55,111			55,111	5,511	49,600
Residence building	5%	2,122,041			2,122,041	106,102	2,015,939
Chapati Plate	10%	4,207			4,207	421	3,786
Chapel building	10%	26,086			26,086	2,609	23,477
Motor equipments	10%	38,880			38,880	3,888	34,992
Welding machine	10%	11,542			11,542	1,154	10,388
Crockery & Cutlery	15%	55,335	3,925		59,260	8,889	50,371
Water Filter (mess and res)	15%	15,881		14,500	30,381	3,470	26,911
Scanner	15%	16,915			16,915	2,537	14,378
Microwave Oven	15%	14,430	5,600		20,030	3,005	17,025
Utensils (Mess)	15%	-	15,263	9,400	24,663	2,994	21,669
Total (Rs.)		3,032,431	87,199	130,296	3,249,926	229,033	3,020,893



PRINCIPAL
ST. STEPHEN'S COLLEGE
DELHI-110007

2.17 Lakhs

Infrastructure Augmentation & p



ST.STEPHENS COLLEGE- DELHI



PRIVATE FUND 2016-17

Detail of Fixes Assets As On 31.03.2017

Particulars	Rate	Opening Balance 01.04.2016	Addition 1st half	Addition 2nd half	Total	Current year Deprn	CL Balance on 31.03.2017
Gymnasium building	10%	167,798			167,798	16,780	151,018
Servants quarters	5%	920,236			920,236	46,012	874,224
New playing field	10%	562,752			562,752	56,275	506,477
Equipments	15%	27,623			27,623	4,143	23,480
Air Conditioner	15%	62,515			62,515	9,377	53,138
Honda City Car	15%	-	-	955,268	955,268	71,645	883,623
Building	5%	3,241,825			3,241,825	162,091	3,079,734
CCTV Camera	15%	44,401			44,401	6,660	37,741
Electrical fittings	10%	1,201,237			1,201,237	120,124	1,081,113
Writing Boards	10%	55,603			55,603	5,560	50,043
Computers	60%	48,845		-	48,845	29,307	19,538
TOTAL (Rs)		6,332,835	-	955,268	7,288,103	527,975	6,760,131

= 9.55 Lakh

Infrastructure Augmentation & p.



John Varghese
PRINCIPAL
ST. STEPHEN'S COLLEGE
DELHI-110007



ST. STEPHEN'S COLLEGE

GAMES FUND 2016-17

Schedule for fixed assets for the year ending March 31, 2017

Schedules forming part of the financial statements

(Amount in Rs)

S. No.	Particulars	Depreciation rates	Written Down Value as on April 1, 2016	Additions during 1st half of the year	Additions during 2nd half of the year	Total	Depreciation for the year	Written Down Value as on March 31, 2017
1	Air Conditioner	15%	11,895	-	-	11,895	1,784.00	10,111
2	Summersible Pump	15%	27,261	-	-	27,261	4,089.00	23,172
Total (Rs.)				-	-	39,156.00	5,873.00	33,283.00

Nil



John Vargha
 PRINCIPAL
 ST. STEPHEN'S COLLEGE
 DELHI-110007



ST. STEPHEN'S COLLEGE
CAFÉ FUND
Schedule for fixed assets for the year ending March 31, 2017


Schedules forming part of the financial statements

(Amount in Rs)

S. No.	Particulars	Depreciation rates	Written Down Value as on April 1, 2016	Additions during 1st half of the year	Additions during 2nd half of the year	Total	Depreciation for the year	Written Down Value as on March 31, 2017
1	Ceiling fan	10%	8,235	1,710	-	9,945	995	8,950
2	Microwave oven & hot case	15%	1,772	1,950	-	3,722	558	3,164
3	CPU	60%	345	-	-	345	207	138
4	Printer Canon	60%	1,716	-	-	1,716	1,030	686
5	Electric geyser	10%	5,264	-	-	5,264	526	4,739
6	Invertors	15%	4,282	-	-	4,282	642	3,640
7	Security System (CCTV)	15%	28,188	-	-	28,188	4,228	23,960
8	Biogasifier Stove	15%	34,405	-	-	34,405	5,161	29,244
9	Billing Machine	15%	11,238	-	-	11,238	1,686	9,552
10	Garbage carrying trolley	10%	-	8,000	-	8,000	800	7,200
	Total		95,445	11,660	-	107,105	15,833	91,272

= 0.12 Lakhs

Infrastructure Augmentation Exp.



John Varghese
PRINCIPAL
ST. STEPHEN'S COLLEGE
DELHI-110007



General Fund 2016-17

ST. STEPHEN'S COLLEGE, DELHI

Schedules forming part of financial statements as at March 31, 2017

(Amount in Rs.)

Schedule 16 - Salary and allowances


Salary and allowances		
Teaching staff	113,120,991	103,670,944
Non-teaching staff	22,230,318	22,030,087
Laboratory staff	8,544,825	7,041,821
Daily wages staff	3,254,984	2,722,076
Retirement benefit		
Pension	27,752,668	29,059,560
Gratuity	4,856,265	4,200,224
Leave encashment	4,752,866	3,752,119
College contribution to CPF Scheme	-	264,592
College contribution to NPS Scheme	-	1,996,029
	184,512,917	174,737,452

Schedule 17 - Examination & other expenses

College magazine	-	84,000
College examination expenses Academic Solp	47,975	43,400
	47,975	127,400

Schedule 18 - Library expenses Academic

Journals/periodicals	237,420	227,144
Automation expenditure	110,515	132,831
Contingencies/ miscellaneous	259,304	259,083
	607,239	619,058



John Singh
PRINCIPAL
ST. STEPHEN'S COLLEGE
DELHI-110007



General Fund 2016-17

ST. STEPHEN'S COLLEGE, DELHI

Schedules forming part of financial statements as at March 31, 2017

Schedule 19 - Science apparatus & contingencies *Academic Exp.* (Amount in Rs.)

Particulars	As at March 31, 2017	As at March 31, 2016
Science apparatus	39,205	36,660
Science chemicals and contingency	34,380	33,300
	73,585	69,960

Schedule 20 - Repair and maintenance

Running and maintenance of computer centre <i>Academic</i>	11,120	12,705
Repair and replacement of furniture and Fittings <i>Physical</i>	11,000	11,000
	22,120	23,705


Schedule 21 - Administrative and other expenses

Amount written off	164,437	-
Admission expenses <i>Academic Exp.</i>	740,266	594,649
Annual day and prize distribution	5,350	1,500
Auditors honorarium	1,180	1,150
Bank charges	8,259	13,334
Contingencies	96,887	196,333
Depreciation	2,368,446	2,560,137
Electricity charges	4,781,670	4,890,150
Garden and playing field <i>Physical Exp.</i>	258,759	175,342
General repairs and whitewashing	582,091	381,973
Hospitalization expenses	5,196,003	4,792,230
Interest paid on TDS	18,838	-
Land lease rent	1,445	1,445
Postage and telegrams	14,117	25,774
Printing and stationery	216,469	264,743
Property tax <i>Physical</i>	1,670,800	1,670,800
T.A. for attending conference <i>Academic</i>	4,250	2,250
NSDL (NPS)	13,425	8,878
Telephone expenses <i>Physical</i>	38,554	30,973
Uniforms	17,870	104,783
Water charges <i>Physical Exp.</i>	1,737,515	1,342,470
Office automation expenses	10,770	13,400
T.A. for attending interview	-	-
T.A. on Retirement/transfer	87,087	128,381
Insurance charges for Laptop	-	4,250
	18,034,488	17,204,945



[Signature]

**PRINCIPAL
ST. STEPHEN'S COLLEGE
DELHI-110007**



ST. STEPHEN'S COLLEGE

Schedules forming part of the financial statements

Schedule 11 - Salary and allowances

Particulars	As at March 31, 2017	As at March 31, 2016
Salary		
Salary & allowances	23,100,936	21,356,021
Retirement benefits		
Provision for gratuity	200,000	200,000
Gratuity expenses	661,956	-
Pension	4,300,349	3,945,691
Leave Encashment	245,037	36,909
	28,508,278	25,538,621

Schedule 13 - Operative and administrative cost

Auditor's honorarium	(2,609)	1,380
Bank charges	3,098	6,773
Conveyance & cartage	61,130	57,270
Electricity & water <i>Physical Expenses</i>	11,287,260	5,174,046
Honorarium	149,240	135,656
Hospitalization expenses	1,407,468	1,132,635
Leave travel concession	14,144	27,751
Legal & Professional expenses	246,038	354,087
Miscellaneous expenses	413,454	408,202
Repairs & maintenance <i>Physical Exp.</i>	1,526,069	1,252,593
Telephone <i>Physical Exp.</i>	52,540	35,124
Uniforms	25,310	145,499
Fuel Charges	-	3,500
Printing and stationary	11,512	12,992
	15,194,654	8,747,508



John Douglas
PRINCIPAL
ST. STEPHEN'S COLLEGE
DELHI-110007



Residence Fund 2016-17

ST. STEPHEN'S COLLEGE

Schedules forming part of the financial statements

(Amount in Rs.)

Schedule 1 - Fund balances

Particulars	As at March 31, 2017	As at March 31, 2016
Staff house income fund (B)		
Balance as per last Balance Sheet	957,288	804,206
Add : Staff house income received	286,075	326,770
	1,243,363	1,130,976
Less: Repairs & maintenance <i>Physical Sop</i>	226,528	173,688
	1,016,835	957,288
Gratuity fund (C)		
Balance as per last Balance Sheet	2,246,755	1,936,273
Add : Provision during the year	200,000	200,000
Interest on investments	163,226	173,528
	2,609,981	2,309,801
Less: Paid during the year	572,195	63,046
	2,037,786	2,246,755
College Development Fund (D)		
Add: Fee & Interest for the year	24,931,985	19,009,059
	5,706,607	5,922,926
	30,638,592	24,931,985
	33,693,213	28,136,028

Schedule 2 - Caution money

Caution money (A)		
Balance as per last Balance Sheet	1,325,037	1,266,037
Add : Receipts during the year	603,000	534,000
	1,928,037	1,800,037
Less: Refund	552,000	475,000
	1,376,037	1,325,037
Lapsed Caution Money (B)		
Balance as per last Balance Sheet	3,024,006	2,636,761
Add : Lapsed during the year	375,000	390,000
	3,399,006	3,026,761
Less: Dues recovered	21,869	2,755
	3,377,137	3,024,006
Total (A) + (B)	4,753,174	4,349,043



John Varghese
PRINCIPAL
ST. STEPHEN'S COLLEGE
DELHI-110007



ST. STEPHEN'S COLLEGE-DELHI
GAMES FUND
Income and expenditure account for the year ended March 31, 2017

Games fund 2016-17

Expenditure	(Amount in Rs.)		Income		
	Amount as on March 31, 2017	Amount as on March 31, 2016		Amount as on March 31, 2017	Amount as on March 31, 2016
Athletics expenses	80	100			
Admission Expenses	289,378	332,893	Games fee	1,918,670	1,901,120
Legal & Professional Expenses	85,200	-			
Audit fee	354	345	Committee of games		3,000
Badminton	-	25,472			
Bank charges	1,040	326	Akshay Chhibber Football		25,000
Basketball	154,195	146,989			
Chess	494	1,039	Sale of Sports form	137,250	476,625
Colour award	43,313	99,565			
Committee of games	501,797	178,961	Interest Account	4,149	
Cricket	109,123	29,332			
Depreciation	5,873	6,910			
Football	220,286	167,629			
Gymnasium	-	49,673			
Lawn tennis	880	3,913			
Playing field <i>Physical exp.</i>	376,629	56,595			
Rifle shooting	41,946	5,102			
Sports dinner Rs 106525					
Less: Subscription received Rs 57500	49,025	50,251			
Squash	2,048	4,244			
Swimming	-	9,993			
Table tennis	1,535	15,120			
Deferred revenue expenditure w/off	275,388	275,387			
Amount written off	40,062	-			
Surplus balance for the year	(138,577)	945,906			
Total	2,060,069	2,405,745	Total	2,060,069	2,405,745

Significant Accounting Policies & Notes to the Accounts Schedule - 22

C. K. Chaudhary
Section Officer
(Accounts)
(14/10/17)

Shamsher Singh
Bursar


John Varghese
Principal



John Varghese
PRINCIPAL
ST. STEPHEN'S COLLEGE
DELHI-110007



Subject to report of even date
for Vikas Parveen & Associates
Chartered Accountants
(FRN. 023045N)



PARVEEN GOYAL
(Partner)
Membership No. 513215

Place : New Delhi
Date : 14-10-2017

ST STEPHEN'S COLLEGE DELHI
CAFÉ FUND 2016-17
Income and Expenditure for the year ended March 31, 2017


(Amount in Rs.)

Expenditure	Amount as on March 31, 2017	Amount as on March 31, 2016	Income	Amount as on March 31, 2017	Amount as on March 31, 2016
Material Purchases			Sale		
Purchase(Café)	4,368,056	4,110,245	Cash sale	3,549,358	3,791,122
Purchase (Consumable store)	527,847	560,174	Credit sale	3,847,583	3,400,925
			Credit sale(conv store)	4,050	4,805
Establishment			Conv. Store sale	579,147	620,336
Ad-hoc bonus	25,460	-	Misc income	18,116	16,437
Leave travel concession		2,895	Interest	287,049	308,831
Casual labor	1,150,093	998,186	Amount written back	11,536	-
Service charges	5,525	10,845			
Medical expenses	596,946	-			
Staff uniform	6,011	5,742			
Salary	761,207	752,473			
Pension	399,848	357,964			
Other Expenses					
Crockery & cutlery	1,846	3,308			
Depreciation	15,833	11,772			
Electricity & water	180,028	200,367			
Miscellaneous expenses	19,340	17,000			
Printing & stationery	40,381	43,053			
Repair & maintenance	43,795	53,860			
Utensils	14,521	-			
Audit fee	354	345			
Bank charges	3,144	6,210			
Cartage	380	920			
Amount written off	-	125			
Surplus	136,224	1,006,972			
	8,296,839	8,142,456		8,296,839	8,142,456

Physical Facilities ←

Significant Accounting Policies & Notes to the Accounts Schedule - 22

(Signature)
Section Officer
(Accounts)




(Signature)
Bursar

(Signature)
Principal

(Signature)
PRINCIPAL
ST. STEPHEN'S COLLEGE
DELHI-110007

Subject to report of even date
for Vikas Parveen & Associates
Chartered Accountants
(FRN 023045N)



PARVEEN GOYAL
(Partner)
Membership No. 513215



Place : New Delhi
Date : 14-10-2017

**NAAC
Assessment
and
Accreditation 2021**



**St. Stephen's College
University of Delhi
Delhi 110007**
Phone: +91-11-27667200
E-mail: pstoprincipal@ststephens.edu
Website: www.ststephens.edu

YEAR 2017-18



F.Y. 2017-18

ST. STEPHEN'S COLLEGE, DELHI
GENERAL FUND 2017-18
Income and Expenditure account for the year ended March 31, 2018

				(Amount in Rs.)			
Expenditure	Schedule	Year ended March 31, 2018	Year ended March 31, 2017	Income	Schedule	Year ended March 31, 2018	Year ended March 31, 2017
Salary and allowances	15			Grant Income	12	260,541,566	175,816,036
Salary		153,647,012	147,151,118	Fees	13	8,086,810	7,999,717
Retirement benefits		37,399,116	37,361,799	Miscellaneous receipts	14	2,903,407	3,219,011
Examination & other Expenses	16	128,520	47,975	Management Share (5%)		7,285,067	7,045,169
Library expenses	17	492,751	607,239	Interest on Investment		1,178,918	-
Science apparatus and contingencies	18	76,695	73,585	Interest on Income tax refund		53,801	-
Repair and maintainance	19	59,433	22,120				
Administrative and other expenses	20	16,113,817	18,034,488				
Unspent Grant		75,092,000	-				
Excess of Income over Expenditure (deficit)		(2,959,775)	(9,218,391)				
Total		280,049,569	194,079,933	Total		280,049,569	194,079,933

Significant Account Policies & Notes On Accounts Schedule - 21

Kandola
 Section Officer
 (Accounts)



Imam
 Bursar

John Singh
 Principal

Subject to report of even date
 for Vikas Parveen & Associates
 Chartered Accountants

(FRN: 023045N)

Parveen Goyal
 PARVEEN GOYAL

(Partner)

Membership No. 513215



Place: New Delhi

Date: 18.09.2018

John Singh
 PRINCIPAL
 ST. STEPHEN'S COLLEGE
 DELHI-110007



ST. STEPHEN'S COLLEGE-DELHI

RESIDENCE FUND 2017-18

Statement of Income and Expenditure for the year ended March 31, 2018

(Amount in Rs.)							
Expenditure	Schedule	For the Year ended March 31, 2018	For the Year ended March 31, 2017	Income	Schedule	For the Year ended March 31, 2018	For the Year ended March 31, 2017
Salary and allowances	11	33,868,920	28,508,278	Grant income	8	14,129,000	11,535,000
Provisions consumed (at cost)	12	6,683,498	6,651,201	Residence and mess fees	9	44,244,723	40,969,917
Operative and administrative expenses	13	12,918,500	14,877,915	Miscellaneous income	10	910,800	877,468
Depreciation		335,540	229,033	S.B Account Interest		107,101	90,646
Unspent Grant		3,012,000	-	Management share (5%)		381,346	381,708
Surplus		2,954,512	3,588,312				
Total		59,772,970	53,854,739			59,772,970	53,854,739

Significant Accounting Policies & Notes to the Accounts Schedule - 21

Ukanda
Section Officer
(Accounts)




Dimmush
Bursar

John Vireghe
Principal

Place : New Delhi

Date : 18.09.2018

John Vireghe
PRINCIPAL
ST. STEPHEN'S COLLEGE
DELHI-110007



Subject to report of even date
for Vikas Parveen & Associates
Chartered Accountants
(ERN. 023045N)



Parveen Goyal
PARVEEN GOYAL
(Partner)
Membership No. 513215

ST. STEPHEN'S COLLEGE-DELHI


PRIVATE FUND

Balance Sheet as at March 31, 2018

2017-18

Liabilities					(Amount in Rs.)
	At at March 31, 2018	At at March 31, 2017	Assets	At at March 31, 2018	At at March 31, 2017
Capital fund			Fixed assets	6,321,852	6,760,131
Balance as per last Balance Sheet	231,424,199	194,908,278	(as per schedule)		
Add: Capital as per schedule 1	1,637,383	721,856	Investments		
Revenue income as per schedule 2	68,449,980	73,659,563	Investment in FDR	218,127,000	206,922,000
	301,511,562	269,289,696	(including FCRA Investment)		
Less: Revenue expenditure as per schedule 2	57,233,670	37,865,497	Current assets and advances		
	244,277,892	231,424,199	Due from general fund	7,829,152	6,967,460
Fee received in advance	139,600	-	Miscellaneous advances	368,273	196,847
Fee Account (General Fund)	15,737,682	-	Rent Receivable	-	237,644
			Interest receivable	732,229	334,443
			Fee Receivable	703,431	-
			Bank accounts		
College directory fund	278,066	278,066	Supreme council saving account	842,369	1,304,161
Security MP3	500	500	Scholarship fund current a/c	8,798	49,098
R.T.I	6,870	6,820	Private fund Saving a/c	675,114	1,818,818
Research Grants	35,000	35,000	Syndicate bank current a/c	34,153	92,471
Café Fund (GST-Private)	33,668	-	Syndicate Bank FCRA a/c	688,652	632,007
Café Fund (GST-supreme council)	3,248	-	Supreme Council (SBI) a/c	1,131,814	2,138,790.00
Security deposit- photoshop	15,000	-	Private Fund (SBI Saving Bank) a/c	4,204,384	1,024,394
Retention money	69,460	70,156	Scholarship (SBI Saving Bank) a/c	371,679	415,480
Earnest Money Deposit	7,200	7,200	DRDO Project (SBI) a/c	89,792	1,014,000
TDS Payable- Private Fund	5,332	-			
TDS Payable- Supreme Council	19	-	Axis Bank Account	18,510,548	1,914,219
Other payable	29,703	22			
Total	260,639,240	231,821,963	Total	260,639,240	231,821,963

Significant Account Policies & Notes On Accounts Schedule - 21

Section Officer
(Accounts)

Bursar

Principal


Place : New Delhi

Date : 18.09.2018.

PRINCIPAL
ST. STEPHEN'S COLLEGE
DELHI-110007



report of even date
for Vikas
Parveen & Associates



Chartered Accountants
(FRN: 023045N)

PARVEEN GOYAL
(Partner)

ST. STEPHEN'S COLLEGE-DELHI
GAMES FUND 2017-18
Income and expenditure account for the year ended March 31, 2018

(Amount in Rs.)					
Expenditure	Amount as on March 31, 2018	Amount as on March 31, 2017	Income	Amount as on March 31, 2018	Amount as on March 31, 2017
Athletes expenses	-	80	Games fee	1,971,060	1,918,670
Admission Expenses	341,217	289,378	Committee of games	25,000	-
Legal & Professional Expenses	-	85,200	Amount written back	2,753	-
Audit fee	354	354	Sale of Sports form	172,250	137,250
Badminton	22,259	-	Interest Account	29,888	4,149
Bank charges	1,038	1,040	Sports dinner subscription	Rs. 58,000	-
Basketball	552,033	154,195	Less : Sports dinner exp.	Rs. 54,391	-
Chess	9,935	494		3,609	-
Colour award	187,176	43,313			
Committee of games	784,799	501,797			
Cricketer	27,866	109,123			
Depreciation	11,348	5,873			
Football	382,972	220,286			
Lawn tennis	31,519	880			
Playing field	182,611	376,629			
Rifle shooting	20,176	41,946			
Sports dinner	-	49,025			
Less: Subscription received	-	2,048			
Squash	16,674	-			
Swimming	3,306	1,535			
Table tennis	19,661	275,388			
Deferred revenue expenditure w/off	275,388	40,062			
Amount written off	-	-			
Surplus/Deficit balance for the year	(665,772)	(138,577)			
Total	2,204,560	2,060,069	Total	2,204,560	2,060,069

Significant Accounting Policies & Notes to the Accounts Schedule - 21

Section Officer
(Accounts)




Bursar

Principal

Place : New Delhi

Date : 18.09.2018.

PRINCIPAL
ST. STEPHEN'S COLLEGE
DELHI-110007



Subject to report of even date
for Vikas Parveen & Associates
Chartered Accountants
(FRN. 023045N)

PARVEEN GOYAL
(Partner)
Membership No. 513215

ST STEPHEN'S COLLEGE DELHI
CAFÉ FUND 2017-18
Income and Expenditure for the year ended March 31, 2018

Expenditure			Income	(Amount in Rs.)	
	Amount as on March 31, 2018	Amount as on March 31, 2017		Amount as on March 31, 2018	Amount as on March 31, 2017
Material Purchases			Sale		
Purchase(Café)	4,695,975	4,368,056	Cash sale	1,079,892	3,549,358
Purchase (Consumable store)	702,323	527,847	Credit sale	5,916,781	3,847,583
			Credit sale(conv store)	13,463	4,050
			Conv. Store sale	528,177	579,147
			Closing stock café	180,153	-
			Closing stock conv. Store	220,836	-
			Misc income	19,968	18,116
Establishment			Interest	232,625	287,049
Ad-hoc bonus	2,000	25,460	Amount written back	-	11,536
Leave travel concession	-	-	Other Income	1,050,000	-
Casual labor	1,190,654	1,150,093			
Service charges	-	5,525			
Medical expenses	41,255	596,946			
Staff uniform	2,490	6,011			
Salary	1,093,293	761,207			
Pension	363,173	399,848			
Crockery & cutlery	-	1,846			
Depreciation	35,547	15,833			
Electricity & water	27,630	180,028			
Miscellaneous expenses	46,035	19,340			
Printing & stationery	47,862	40,381			
Repair & maintenance	2,038,079	43,795			
Utensils	-	14,521			
Audit fee	354	354			
Bank charges	3,069	3,144			
Cartage	1,190	380			
Professional expenses	73,600	-			
Honorarium	20,000	-			
GST Expenses	35,809	-			
Surplus/ Deficit	(1,178,443)	136,224			
	9,241,895	8,296,839		9,241,895	8,296,839

Significant Accounting Policies & Notes to the Accounts Schedule - 21

[Signature]
Section Officer
(Accounts)

[Signature]
Bursar

[Signature]
Principal

[Signature]
PRINCIPAL
ST. STEPHEN'S COLLEGE
DELHI-110007

Place : New Delhi
Date : 18.09.2018.

Subject to report of even date
for Vikas Parveen & Associates
Chartered Accountants
(FRN. 023045N)

[Signature]
PARVEEN GOYAL
(Partner)
Membership No. 513215

ST.STEPHENS COLLEGE

GENERAL FUND 2017-18

Particulars	Rate	Opening Balance 01.04.2017	Addition 1st half	Addition 2nd half	Total	Depreciation	CL Balance on 31.03.2018
i) Building				-			
Add: Grant capitalised for assets				-			
Less: Grant received for assets							
	10%	3,108,195		-	3,108,195	310,820	2,797,375
ii) Computers & Softwares	40%	26,743		-	26,743	10,697	16,046
iii) Lab Equipments	15%	535,093			535,093	80,264	454,829
iv) Photocopier (Office equipment)	15%	25,202			25,202	3,780	21,422
v) Library books (College fund)	40%	439,258	490,549	1,074,476	2,004,283	586,818	1,417,465
vii) Science apparatus	15%	230,721			230,721	34,608	196,113
Viii) Library building extension							
a) Furniture and fixture	10%	743,007		163,424	906,431	82,472	823,959
b) Electronic installation	10%	100,510			100,510	10,051	90,459
c) Fire equipment	15%	3,474	-		3,474	521	2,953
ix) Furniture and fixture	10%	26,587			26,587	2,659	23,928
x) New playing field	10%	34,893			34,893	3,489	31,404
xi) Water cooler	15%	9,427			9,427	1,414	8,013
xii) Ceiling fans	10%	7,006			7,006	701	6,305
xiii) Water harvesting	10%	389,878			389,878	38,988	350,890
xiv) A3 Scanner	15%	37,000		-	37,000	2,775	34,225
xv) Special Equipment (Diff.abled students)	15%	85,979		-	85,979	6,448	79,531
xvi) Printers	15%	14,659		3,304	17,963	2,447	15,516
TOTAL (Rs)		5,817,632	490,549	1,241,204	7,549,385	1,178,952	6,370,433

= 17.32 Lakhs



[Signature]
PRINCIPAL
ST. STEPHEN'S COLLEGE
DELHI-110007



ST. STEPHEN'S COLLEGE

Schedules forming part of the financial statements (2017-18)

Residence Fund 2017-18

Schedule 4 - Fixed Assets

(Amount in Rs)

SCHEDULE OF FIXED ASSETS							
Particulars	Rate of Depm.	Written down value as on April 01, 2017	Addition during the 1st half year	Addition during the 2nd half year	Total	Amount of Depreciation for the year	Written down value as at March 31, 2018
College mess							
Walk-in-cooler	15%	15,841	-	-	15,841	2,376	13,465
Water cooler	15%	17,706	-	-	17,706	2,656	15,050
Furniture	10%	139,517	148,348	79,052	366,917	32,739	334,178
Battery for UPS	10%	32,216	-	76,008	108,224	7,022	101,202
Refrigerator	10%	118,001	-	-	118,001	11,800	106,201
Printer	40%	64	-	-	64	26	38
C.C.T.V.	15%	38,859	-	14,870	53,729	6,944	46,785
Weighing machine	15%	6,878	-	-	6,878	1,032	5,846
Solar heater	15%	8,268	-	-	8,268	1,240	7,028
Exhaust Hood(Chimani)	15%	61,324	-	252,328	313,652	28,123	285,529
Gysers	10%	19,387	-	-	19,387	1,939	17,448
Residence asset							
Adding machine	15%	1,607	-	-	1,607	241	1,366
Electrical Equipments	10%	31,527	8,289	19,627	59,443	4,963	54,480
Garden bench (Iron)	10%	142,935	-	-	142,935	14,294	128,641
Gysers	10%	99,346	-	-	99,346	9,935	89,411
Water cooler	15%	12,845	250,750	-	263,595	39,539	224,056
Generator	10%	6,036	-	-	6,036	604	5,432
Summersible pump	10%	49,600	-	-	49,600	4,960	44,640
Residence building	5%	2,015,939	-	38,068	2,054,007	101,749	1,952,258
Chapati Plate	10%	3,786	-	-	3,786	379	3,407
Chapel building	10%	23,477	-	-	23,477	2,348	21,129
Motor equipments	10%	34,992	-	26,936	61,928	4,846	57,082
Welding machine	10%	10,388	-	-	10,388	1,039	9,349
Crockery & Cutlery	15%	50,371	-	24,360	74,731	9,383	65,348
Water Filter (mess and res)	15%	26,911	92,813	-	119,724	17,959	101,765
Scanner	15%	14,378	-	-	14,378	2,157	12,221
Microwave Oven	15%	17,025	-	5,500	22,525	2,966	19,559
Utensils (Mess)	15%	21,669	-	-	21,669	3,250	18,419
Air Conditioner	15%	-	-	90,800	90,800	6,810	83,990
Office Equipment	10%	-	-	47,498	47,498	2,375	45,123
Water Purifier	15%	-	-	29,500	29,500	2,213	27,287
Biometric Machine	15%	-	43,600	-	43,600	6,540	37,060
Dustbin	10%	-	-	21,863	21,863	1,093	20,770
Total (Rs.)		3,020,893	543,800	726,410	4,291,103	335,540	3,955,562

= 12.70 lakhs

John Varghese
PRINCIPAL
ST. STEPHEN'S COLLEGE
DELHI-110007



ST.STEPHENS COLLEGE- DELHI

PRIVATE FUND 2017-18

Detail of Fixes Assets As On 31.03.2018

Particulars	Rate	Opening Balance 01.04.2017	Addition 1st half	Addition 2nd half	Total	Current year Deprn	CL Balance on 31.03.2018
Gymnasium building	10%	151,018			151,018	15,102	135,916
Servants quarters	5%	874,224			874,224	43,711	830,513
New playing field	10%	506,477			506,477	50,648	455,829
Equipments	15%	23,480			23,480	3,522	19,958
Air Conditioner	15%	53,138			53,138	7,971	45,167
Air Conditioner (Supreme Council)	15%	-		92,720	92,720	6,954	85,766
Ceiling Fan (Supreme Council)	10%		-	10,560	10,560	528	10,032
Honda City Car (Supreme Council)	15%	883,623	-		883,623	132,543	751,080
Building	5%	3,079,734			3,079,734	153,987	2,925,747
CCTV Camera	15%	37,741			37,741	5,661	32,080
Electrical fittings	10%	1,081,113			1,081,113	108,111	973,002
Writing Boards	10%	50,043			50,043	5,004	45,039
Computers	40%	19,538		-	19,538	7,815	11,723
TOTAL (Rs)		6,760,129	-	103,280	6,863,409	541,557	6,321,852

1.03 Lakhs



John Varghese
PRINCIPAL
ST. STEPHEN'S COLLEGE
DELHI-110007



ST. STEPHEN'S COLLEGE

GAMES FUND 2017-18

Schedule for fixed assets for the year ending March 31, 2018

Schedules forming part of the financial statements

(Amount in Rs)								
S. No.	Particulars	Depreciation rates	Written Down Value as on April 1, 2017	Additions during 1st half of the year	Additions during 2nd half of the year	Total	Depreciation for the year	Written Down Value as on March 31, 2018
1	Air Conditioner	15%	10,111	-	-	10,111	1,517	8,594
2	Summersible Pump	15%	23,172	-	-	23,172	3,476	19,696
3	Lawn Mover	15%	-	-	84,728	84,728	6,355	78,373
Total (Rs.)			33,283	-	84,728	118,011	11,348	106,663

= 0.85 Lakhs



[Signature]

PRINCIPAL
ST. STEPHEN'S COLLEGE
DELHI-110007



ST. STEPHEN'S COLLEGE

CAFÉ FUND 2017-18

Schedule for fixed assets for the year ending March 31, 2018

Schedules forming part of the financial statements

(Amount in Rs)

S. No.	Particulars	Depreciation rates	Written Down Value as on April 1, 2017	Additions during 1st half of the year	Additions during 2nd half of the year	Total	Depreciation for the year	Written Down Value as on March 31, 2018
1	Ceiling fan	10%	8,950	-	-	8,950	895	8,055
2	Microwave oven & hot case	15%	3,164	3,699	-	6,863	1,030	5,833
3	CPU	40%	138	-	35,900	36,038	7,236	28,802
4	Printer Canon	40%	686	-	-	686	275	411
5	Electric gyser	10%	4,739	-	-	4,739	474	4,265
6	Invertors	15%	3,640	-	-	3,640	546	3,094
7	Security System (CCTV)	15%	23,960	-	-	23,960	3,594	20,366
8	Biogasifier Stove	15%	29,243	-	-	29,243	4,387	24,855
9	Billing Machine	15%	9,552	-	22,000	31,552	3,083	28,469
10	Garbage carrying trolley	10%	7,200	-	-	7,200	720	6,480
11	Burner	15%	-	51,603	-	51,603	7,741	43,862
12	Furniture & fixture	10%	-	-	5,664	5,664	284	5,380
13	Tally ERP-9 Silver	40%	-	-	18,000	18,000	3,600	14,400
14	Water purifier	15%	-	11,210	-	11,210	1,682	9,528
	Total		91,272	66,512	81,564	239,348	35,547	203,801

= 1.48 Lakhs

Infrastructure Augmentation Exp.



John Vargha
PRINCIPAL
ST. STEPHEN'S COLLEGE
DELHI-110007



General Fund 2017-18

ST. STEPHEN'S COLLEGE, DELHI

Schedules forming part of financial statements as at March 31, 2018

(Amount in Rs.)

Schedule 15 - Salary and allowances

Salary and allowances			
Teaching staff	120,135,689		113,120,991
Non-teaching staff	20,412,140		22,230,318
Laboratory staff	8,858,046		8,544,825
Daily wages staff	4,241,137		3,254,984
Retirement benefit			
Pension	30,055,556		27,752,668
Gratuity	3,285,979		4,856,265
Leave encashment	4,057,581		4,752,866
	191,046,128		184,512,917

Schedule 16 - Examination & other expenses Academic exp.

College magazine	90,520		
College examination expenses	38,000		47,975
	128,520		47,975

Schedule 17 - Library expenses Academic exp.

Journals/periodicals	247,059		237,420
Automation expenditure	167,444		110,515
Contingencies/ miscellaneous	78,248		259,304
	492,751		607,239



John Varghese

PRINCIPAL
ST. STEPHEN'S COLLEGE
DELHI-110007



General Fund 2017-18

ST. STEPHEN'S COLLEGE, DELHI

Schedules forming part of financial statements as at March 31, 2018

(Amount in Rs.)

Schedule 18 - Science apparatus & contingencies Academic Exp


Particulars	As at March 31, 2018	As at March 31, 2017
Science apparatus	-	39,205
Science chemicals and contingency	76,695	34,380
	76,695	73,585

Schedule 19 - Repair and maintainance

Running and maintenance of computer centre Academic Exp	48,433	11,120
Repair and replacement of furniture and Fittings Physical Facilities	11,000	11,000
	59,433	22,120

Schedule 20 - Administrative and other expenses

Amount written off	-	164,437
Admission expenses Academic Exp	389,912	740,266
Annual day and prize distribution	-	5,350
Auditors honorarium	1,180	1,180
Bank charges	31,126	8,259
Contingencies	110,510	96,887
Depreciation	1,178,952	2,368,446
Electricity charges	4,478,324	4,781,670
Garden and playing field	198,193	258,759
General repairs and whitewashing	665,946	582,091
Hospitalization expenses	4,891,922	5,196,003
Interest paid on TDS	-	18,838
Land lease rent	1,445	1,445
Postage and telegrams	10,610	14,117
Printing and stationery	239,377	216,469
Property tax	2,063,929	1,670,800
T.A. for attending conference Academic	3,700	4,250
NSDL (NPS)	7,146	13,425
Telephone expenses	35,257	38,554
Uniforms	48,996	17,870
Water charges	1,700,699	1,737,515
Office automation expenses	23,892	10,770
T.A. on Retirement/transfer	32,701	87,087
	16,113,817	18,034,488



John Varghese

PRINCIPAL
ST. STEPHEN'S COLLEGE
DELHI-110007



Residence fund 2017-18

ST. STEPHEN'S COLLEGE

Schedules forming part of the financial statements

(Amount in Rs.)

Schedule 1 - Fund balances

Particulars	As at March 31, 2018	As at March 31, 2017
Staff house income fund (B) Physical facility		
Balance as per last Balance Sheet	1,016,835	957,288
Add : Staff house income received	178,366	286,075
	1,195,201	1,243,363
Less: Repairs & maintenance	381,946	226,528
	813,255	1,016,835
Gratuity fund (C)		
Balance as per last Balance Sheet	2,037,786	2,246,755
Add : Provision during the year	200,000	200,000
Interest on investments	146,975	163,226
	2,384,761	2,609,981
Less: Paid during the year	655,228	572,195
	1,729,533	2,037,786
College Development Fund (D)		
Balance as per last Balance Sheet	30,638,592	24,931,985
Add : Fee & Interest for the year	5,895,216	5,706,607
	36,533,808	30,638,592
	39,076,596	33,693,213

Schedule 2 - Caution money

Caution money (A)		
Balance as per last Balance Sheet	1,376,037	1,325,037
Add : Receipts during the year	681,000	603,000
	2,057,037	1,928,037
Less: Refund	741,000	552,000
	1,316,037	1,376,037
Lapsed Caution Money (B)		
Balance as per last Balance Sheet	3,377,137	3,024,006
Add : Lapsed during the year	255,000	375,000
	3,632,137	3,399,006
Less: Dues recovered	69,867	21,869
	3,562,270	3,377,137
Total (A) + (B)	4,878,307	4,753,174



[Signature]
PRINCIPAL
ST. STEPHEN'S COLLEGE
DELHI-110007



ST. STEPHEN'S COLLEGE

Schedules forming part of the financial statements

Schedule 11 - Salary and allowances

Particulars	As at March 31, 2018	As at March 31, 2017
Salary		
Salary & allowances	28,637,844	23,100,936
Retirement benefits		
Provision for gratuity	200,000	200,000
Gratuity expenses	-	661,956
Pension	4,389,626	4,300,349
Leave Encashment	641,450	245,037
	33,868,920	28,508,278

Schedule 13 - Operative and administrative cost

Auditor's honorarium	1,416	(2,609)
Bank charges	8,121	3,098
Conveyance & cartage	59,430	61,130
Electricity & water <i>Physical Facility Exp</i>	7,377,166	11,287,260
Honorarium	189,399	149,240
Hospitalization expenses	2,931,738	1,407,468
Leave travel concession	42,175	14,144
Legal & Professional expenses	380,216	246,038
Miscellaneous expenses	434,322	96,715
Repairs & maintenance <i>Physical Facility Exp</i>	1,344,333	1,526,069
Telephone <i>Physical Facility Exp</i>	40,142	52,540
Uniforms	94,102	25,310
Printing and stationery	15,940	11,512
	12,918,500	14,877,915



[Signature]
PRINCIPAL
ST. STEPHEN'S COLLEGE
DELHI-110007



ST. STEPHEN'S COLLEGE-DELHI
GAMES FUND 2017-18
Income and expenditure account for the year ended March 31, 2018

Expenditure	(Amount in Rs.)		Income		
	Amount as on March 31, 2018	Amount as on March 31, 2017		Amount as on March 31, 2018	Amount as on March 31, 2017
Athletics expenses		80	Games fee	1,971,060	1,918,670
Admission Expenses	341,217	289,378	Committee of games	25,000	
Legal & Professional Expenses		85,200	Amount written back	2,753	
Audit fee	354	354	Sale of Sports form	172,250	137,250
Badminton	22,259		Interest Account	29,888	4,149
Bank charges	1,038	1,040	Sports dinner subscription		
Basketball	552,033	154,195	Less : Sports dinner exp.	3,609	
Chess	9,935	494			
Colour award	187,176	43,313			
Committee of games	784,799	501,797			
Cricket	27,866	109,123			
Depreciation	11,348	5,873			
Football	382,972	220,286			
Lawn tennis	31,519	880			
Playing field <i>Physical Facility</i>	182,611	376,629			
Rifle shooting	20,176	41,946			
Sports dinner					
Less: Subscription received		49,025			
Squash	16,674	2,048			
Swimming	3,306				
Table tennis	19,661	1,535			
Deferred revenue expenditure w/off	275,388	275,388			
Amount written off		40,062			
Surplus/Deficit balance for the year	(665,772)	(138,577)			
Total	2,204,560	2,060,069	Total	2,204,560	2,060,069

Significant Accounting Policies & Notes to the Accounts Schedule - 21

Kaundor
Section Officer
(Accounts)



Dimmush
Bursar

John Venghe
Principal

Place : New Delhi

Date : 18.09.2018.

John Venghe
PRINCIPAL
ST. STEPHEN'S COLLEGE
DELHI-110007



Subject to report of even date
for Vikas Parveen & Associates
Chartered Accountants
(FRN. 023045N)

Parveen Goyal
PARVEEN GOYAL
(Partner)
Membership No. 513215

ST STEPHEN'S COLLEGE DELHI
CAFÉ FUND
Income and Expenditure for the year ended March 31, 2018

Cafe Fund 2017-18

Expenditure	(Amount in Rs.)			
	Amount as on March 31, 2018	Amount as on March 31, 2017	Income	Amount as on March 31, 2018
Material Purchases			Sale	
Purchase(Café)	4,695,975	4,368,056	Cash sale	1,079,892
Purchase (Consumable store)	702,323	527,847	Credit sale	5,916,781
			Credit sale(conv store)	13,463
			Conv. Store sale	528,177
			Closing stock café	180,153
			Closing stock conv. Store	220,836
			Misc income	19,968
Establishment			Interest	232,625
Ad-hoc bonus	2,000	25,460	Amount written back	-
Leave travel concession	-	-	Other Income	1,050,000
Casual labor	1,190,654	1,150,093		
Service charges	-	5,525		
Medical expenses	41,255	596,946		
Staff uniform	2,490	6,011		
Salary	1,093,293	761,207		
Pension	363,173	399,848		
Crockery & cutlery	-	1,846		
Depreciation	35,547	15,833		
Electricity & water	27,630	180,028		
Miscellaneous expenses	46,035	19,340		
Printing & stationery	47,862	40,381		
Repair & maintenance	2,038,079	43,795		
Utensils	-	14,521		
Audit fee	354	354		
Bank charges	3,069	3,144		
Cartage	1,190	380		
Professional expenses	73,600	-		
Honorarium	20,000	-		
GST Expenses	35,809	-		
Surplus/ Deficit	(1,178,443)	136,224		
	9,241,895	8,296,839		9,241,895
				8,296,839



Significant Accounting Policies & Notes to the Accounts Schedule - 21

Section Officer
(Accounts)

Bursar

Principal

John Varghese
PRINCIPAL
ST. STEPHEN'S COLLEGE
DELHI-110007



Subject to report of even date
for Vikas Parveen & Associates
Chartered Accountants
(FRN. 023045N)

PARVEEN GOYAL
(Partner)
Membership No. 513215

Place : New Delhi
Date : 18.09.2018.

**NAAC
Assessment
and
Accreditation 2021**



St. Stephen's College
University of Delhi
Delhi 110007
Phone: +91-11-27667200
E-mail: pstoprincipal@ststephens.edu
Website: www.ststephens.edu

YEAR 2018-19




ST.STEPHENS COLLEGE

GENERAL FUND 2018-19

Particulars	Rate	Opening Balance 01.04.2018	Addition 1st half	Addition 2nd half	Total	Depreciation	CL Balance on 31.03.2019
i) Building Add: Grant capitalised for assets Less: Grant received for assets				-			
	10%	2,797,375		-	2,797,375	279,738	2,517,637
ii) Computers & Softwares	40%	16,046		-	16,046	6,418	9,628
iii) Lab Equipments	15%	454,829			454,829	68,224	386,605
iv) Photocopier (Office equipment)	15%	21,422			21,422	3,213	18,209
v) Library books (College fund)	40%	1,417,465	524,069	819,822	2,761,356	940,578	1,820,778
vii) Science apparatus	15%	196,113			196,113	29,417	166,696
Viii) Library building extension							
a) Furniture and fixture	10%	823,959	69,797		893,756	82,396	811,360
b) Electronic installation	10%	90,459			90,459	9,046	81,413
c) Fire equipment	15%	2,953			2,953	443	2,510
ix) Furniture and fixture	10%	23,928			23,928	2,393	21,535
x) New playing field	10%	31,404			31,404	3,140	28,264
xi) Water cooler	15%	8,013			8,013	1,202	6,811
xii) Ceiling fans	10%	6,305			6,305	631	5,674
xiii) Water harvesting	10%	350,890			350,890	35,089	315,801
xiv) A3 Scanner	15%	34,225			34,225	5,134	29,091
xv) Special Equipment (Diff.abled students)	15%	79,531			79,531	11,930	67,601
xvi) Printers	15%	15,516	9,850		25,366	3,805	21,561
TOTAL (Rs)		6,370,433	603,716	819,822	7,793,971	1,482,797	6,311,174

= 14.24 Lakhs

infrastructure Augmentation Exp.



John Varghese
PRINCIPAL
ST. STEPHEN'S COLLEGE
DELHI-110007





(8)


(33)

Schedule 4 - Fixed Assets

Particulars	Rate of Depn.	Written down value as on April 01, 2018	SCHEDULE OF FIXED ASSETS		Total	Amount of Depreciation for the year	Written down value as at March 31, 2019
			Addition during the 1st half year	Addition during the 2nd half year			
College mess							
Walk-in-cooler	15%	13,465	-	-	13,465	2,020	11,445
Water cooler	15%	15,050	85,760	-	100,810	15,122	85,688
Furniture (mess & res)	10%	334,178	21,948	35,058	391,184	37,366	353,818
Battery for UPS	10%	101,202	-	-	101,202	10,120	91,082
Refrigerator	10%	106,201	-	-	106,201	10,620	95,581
Printer	40%	38	-	43,900	150,101	12,815	137,286
C.C.T.V. (mess & res)	15%	38	-	-	38	15	23
Weighing machine	15%	46,785	-	234,028	280,813	24,570	256,243
Solar heater	15%	5,846	-	-	5,846	877	4,969
Exhaust Hood (Chimani)	15%	7,028	-	-	7,028	1,054	5,974
Gysers	10%	285,529	-	-	285,529	42,829	242,700
RO Plant	15%	17,448	-	7,600	25,048	2,125	22,923
Residence asset			76,700	-	76,700	11,505	65,195
Adding machine	15%	1,366	-	-	1,366	205	1,161
Electrical Equipments	10%	54,480	9,841	-	64,321	6,432	57,889
Garden bench (Iron)	10%	128,641	-	-	128,641	12,864	115,777
Gysers	10%	89,411	-	-	89,411	8,941	80,470
Water cooler	15%	224,056	42,880	-	266,936	40,040	226,896
Generator	10%	5,432	-	-	5,432	543	4,889
Summersible pump	10%	44,640	8,456	14,116	67,212	6,015	61,197
Residence building	5%	1,952,258	290,393	-	2,242,651	112,133	2,130,518
Chapati Plate	10%	3,407	-	-	3,407	341	3,066
Chapel building	10%	21,129	-	-	21,129	2,113	19,016
Motor equipments	10%	57,082	-	-	57,082	5,708	51,374
Welding machine	10%	9,349	-	-	9,349	935	8,414
Crockery & Cutlery	15%	65,348	-	-	65,348	9,802	55,546
Water Filter (mess and res)	15%	101,765	-	-	101,765	15,265	86,500
Scanner	15%	12,221	-	-	12,221	1,833	10,388
Microwave Oven	15%	19,559	-	-	19,559	2,934	16,625
Uterisils (Mess)	15%	18,419	-	40,524	58,943	5,802	53,141
Air Conditioner	15%	83,990	531,081	-	615,071	92,261	522,810
Office Equipment	10%	45,123	-	-	45,123	4,512	40,611
Water Purifier	15%	27,287	-	-	27,287	4,093	23,194
Biometric Machine	15%	37,060	-	-	37,060	5,559	31,501
Dustbin	10%	20,770	-	-	20,770	2,077	18,693
Electrical Pannel	10%	-	63,180	-	63,180	6,318	56,862
Gravy Machine (Mess)	15%	-	-	13,570	13,570	1,018	12,552
Almirah	10%	-	7,200	-	7,200	720	6,480
Panasonic Telephone	10%	-	48,634	-	48,634	4,863	43,771
Printer (Dean Office)	40%	-	16,500	-	16,500	6,600	9,900
Sanitary Napkin Incinitor	15%	-	23,600	-	23,600	3,540	20,060
Smart Card Printer	40%	-	-	54,988	54,988	10,998	43,990
Water Meter	10%	-	-	17,700	17,700	885	16,815
Electric Installation	10%	-	65,878	-	65,878	6,588	59,290
Speaker & Mike	10%	-	40,020	-	40,020	4,002	36,018
Total (Rs.)		3,955,563	1,332,071	461,484	5,749,118	546,358	5,202,760



John Vaughn
PRINCIPAL
ST. STEPHEN'S COLLEGE
DELHI-110007




88 = 17.94 Lakhs
Infrastructure Augmentation Sdp.

ST.STEPHENS COLLEGE- DELHI

PRIVATE FUND 2018-19

Detail of Fixes Assets As On 31.03.2019

Particulars	Rate	Opening Balance 01.04.2018	Addition 1st half	Addition 2nd half	Total	Current year Deprn	CL Balance on 31.03.2019
Gymnasium building	10%	135,916	-	-	135,916	13,592	122,324
Servants quarters	5%	830,513	-	-	830,513	41,526	788,987
New playing field	10%	455,829	-	-	455,829	45,583	410,246
Equipments	15%	19,958	-	-	19,958	2,994	16,964
Air Conditioner	15%	45,167	-	-	45,167	6,775	38,392
Air Conditioner (Supreme Council)	15%	85,766	-	-	85,766	12,865	72,901
Ceiling Fan (Supreme Council)	10%	10,032	-	-	10,032	1,003	9,029
Honda City Car (Supreme Council)	15%	751,080	-	-	751,080	112,662	638,418
Building	5%	2,925,747	-	-	2,925,747	146,287	2,779,460
CCTV Camera	15%	32,080	-	-	32,080	4,812	27,268
Electrical fittings	10%	973,002	-	-	973,002	97,300	875,702
Writing Boards	10%	45,039	-	-	45,039	4,504	40,535
Computers	40%	11,723	-	-	11,723	4,689	7,034
8 Channel DVR	15%	-	-	16,048	16,048	1,204	14,845
Mike Base	10%	-	-	10,337	10,337	517	9,820
Digital Outdoor Camera	15%	-	47,719	-	47,719	7,158	40,561
Epson HD Projector (FCRA)	15%	-	-	62,656	62,656	4,699	57,957
Cannon LB3900B Printer (IQAC)	15%	-	-	10,300	10,300	773	9,528
Battery for UPS	15%	-	-	15,000	15,000	1,125	13,875
Magnetic Stirrer with hot plate	15%	-	-	111,392	111,392	8,355	103,037
Refrigerator	10%	-	-	19,500	19,500	975	18,525
		6,321,852	47,719	245,233	6,614,804	519,397	6,095,407



John Varghese
 PRINCIPAL
 ST. STEPHEN'S COLLEGE
 DELHI-110007



Private Fund 2018-19

		6,321,852	47,719	245,233	6,614,804	519,397	6,095,407
Power make for Red Lazaer	15%	-	-	22,000	22,000	1,650	20,350
Setup for Study of Reflection And Refraction	15%	-	-	68,900	68,900	5,168	63,733
Setup for Study of Polarisation and double slit Interference	15%	-	-	69,800	69,800	5,235	64,565
Setup to determine the Ionization Potential of Mercury Quartz Tube Used in Rotational	15%	-	-	10,600	10,600	795	9,805
Setup To Measure the Filed Strength and Variation	15%	-	-	29,600	29,600	2,220	27,380
TOTAL (Rs)		6,321,852	47,719	446,133	6,815,704	534,464	6,281,240

= 4.94 Lakhs

Infrastructure Augmentation Sp



John Vaughan
 PRINCIPAL
 ST. STEPHEN'S COLLEGE
 DELHI-110007



ST. STEPHEN'S COLLEGE

GAMES FUND 2018-19

Schedule for fixed assets for the year ending March 31, 2019

Schedules forming part of the financial statements

S. No.	Particulars	Depreciation rates	Written Down Value as on April 1, 2018	Additions during 1st half of the year	Additions during 2nd half of the year	Total	Depreciation for the year	Written Down Value as on March 31, 2019
1	Air Conditioner	15%	8,594	-	-	8,594	1,289	7,305
2	Summersible Pump	10%	19,696	-	-	19,696	1,970	17,726
3	Lawn Mover	15%	78,373	-	-	78,373	11,756	66,617
4	Water Purifier	15%	-	14,750.00	-	14,750	2,213	12,537
5	Deep Freezer	15%	-	22,502.00	-	22,502	3,375	19,127
6	Water Dispenser	10%	-	19,200.00	-	19,200	1,920	17,280
Total (Rs.)			106,663	56,452	-	163,115	22,523	140,592

= 0.56 Lakhs

Infrastructure Aug. Sp.



[Signature]
PRINCIPAL
ST. STEPHEN'S COLLEGE
DELHI-110007



(12)

(37)

Cafe Fund 2018-19

ST. STEPHEN'S COLLEGE
CAFÉ FUND


Schedule for fixed assets for the year ending March 31, 2019

Schedules forming part of the financial statements

S. No.	Particulars	Depreciation rates	Written Down Value as on April 1, 2018	Additions during 1st half of the year	Additions during 2nd half of the year	Total	Depreciation for the year	(Amount in Rs)
								Written Down Value as on March 31, 2019
1	Ceiling fan	10%	8,055	-	-	8,055	805	7,250
2	Microwave oven & hor case	15%	5,833	-	-	5,833	875	4,958
3	CPU	40%	28,802	-	-	28,802	11,521	17,281
4	Printer Canon	40%	411	-	-	411	164	247
5	Electric gysar	10%	4,265	-	-	4,265	426	3,839
6	Invertors	15%	3,094	-	-	3,094	464	2,630
7	Security System (CCTV)	15%	20,366	-	-	20,366	3,055	17,311
8	Biogasifier Stove	15%	24,855	-	-	24,855	3,728	21,127
9	Billing Machine	15%	28,469	-	-	28,469	4,270	24,199
10	Garbage carrying trolly	10%	6,480	-	-	6,480	648	5,832
11	Burner	15%	43,862	-	-	43,862	6,579	37,283
12	Furniture & fixture	10%	5,380	-	-	5,380	538	4,842
13	Tally ERP-9 Silver	40%	14,400	-	-	14,400	5,760	8,640
14	Water purifier	15%	9,528	-	-	9,528	1,429	8,099
15	Cool Display Counter	15%	-	-	59,000	59,000	4,425	54,575
16	Deep Fryer	15%	-	-	5,900	5,900	443	5,457
17	Mixer Grinder	15%	-	5,200	-	5,200	780	4,420
Total			203,801	5,200	64,900	273,901	45,910	227,991

= 0.70 Lakhs

Infrastructure Augmentation Exp



100

John Vargha

PRINCIPAL
ST. STEPHEN'S COLLEGE
DELHI-110007



38

General Fund 2018-19

ST. STEPHEN'S COLLEGE, DELHI

Schedules forming part of financial statements as at March 31, 2019

(Amount in Rs.)

Schedule 16 - Salary and allowances

Salary and allowances		
Teaching staff	173,113,170	120,135,689
Non-teaching staff	30,762,542	20,412,140
Laboratory staff	18,070,411	8,858,046
Daily wages staff	3,754,176	4,241,137
Retirement benefit		
Pension	29,805,350	30,055,556
Gratuity	7,981,883	3,285,979
Leave encashment	5,967,859	4,057,581
	269,455,391	191,046,128

(Amount in Rs.)

Schedule 17 - Salary and allowances (Hostel Staff)



Salary and allowances		
Hostel Mess staff	10,802,620	-
Retirement benefit		
Pension	2,225,952	-
Gratuity	1,000,000	-
Leave encashment	9,327	-
Other Expenses		
Uniform	23,990	-
Reimbursement of medical bills	768,508	-
	14,830,397	-

Schedule 18 - Examination & other expenses

College magazine	-	90,520
College examination expenses Academic Soc.	44,000	38,000
	44,000	128,520

Schedule 19 - Library expenses Academic Soc.

Journals/periodicals	277,636	247,039
Automation expenditure	307,656	167,444
Contingencies/ miscellaneous	345,863	78,248
	931,155	492,751



John Vargha
PRINCIPAL
ST. STEPHEN'S COLLEGE
DELHI-110007



77

39

General fund

ST. STEPHEN'S COLLEGE, DELHI

Schedules forming part of financial statements as at March 31, 2019

(Amount in Rs.)

Schedule 20 - Science apparatus & contingencies Academic Exp

Particulars	As at March 31, 2019	As at March 31, 2018
Science apparatus	43,385	-
Science chemicals and contingency	36,420	76,695
	79,805	76,695


Schedule 21 - Repair and maintenance

Running and maintenance of computer centre Academic Exp	4,209	48,433
Repair and replacement of furniture and Fittings Physical Exp	11,000	11,000
	15,209	59,433

Schedule 22 - Administrative and other expenses

Admission expenses Academic Expenses	130,861	389,912
Auditors honorarium	1,180	1,180
Bank charges	3,374	31,126
Contingencies	162,825	110,510
Depreciation	-	1,178,952
Electricity charges	4,574,260	4,478,324
Garden and playing field	365,279	198,193
General repairs and whitewashing	841,643	665,946
Hospitalization expenses	8,102,684	4,891,922
Land lease rent	1,445	1,445
Postage and telegraphic	10,481	10,610
Printing and stationery	197,669	239,377
Property tax	3,221,716	2,063,929
T.A. for attending conference Academic Exp	1,000	3,700
NSDL (NPS)	7,530	7,146
Telephone expenses	34,082	35,257
Uniforms	50,341	48,996
Water charges	1,954,365	1,700,699
Office automation expenses	29,416	23,892
T.A. on Retirement/transfer	-	32,701
	19,690,151	16,113,817

Physical Facilities Expenses



John Dangle
PRINCIPAL
ST. STEPHEN'S COLLEGE
DELHI-110007



Residence Fund 2018-19

ST. STEPHEN'S COLLEGE



Schedules forming part of the financial statements

Schedule 11 - Salary and allowances

Particulars	As at March 31, 2019	As at March 31, 2018
Salary		
Salary & allowances	25,936,442	28,637,844
Retirement benefits		
Provision for retirement benefits	500,000	200,000
Gratuity expenses	-	-
Pension	2,034,755	4,389,626
Leave Encashment	-	641,450
	28,471,197	33,868,920

Schedule 13 - Operative and administrative cost

Amount written off	5,675	-
Auditor's honorarium	1,416	1,416
Bank charges	3,229	8,121
Conveyance & cartage	80,500	59,430
Departmental contingencies	21,808	-
Electricity & water Physical Facility	7,906,482	7,377,166
Fuel Expenses	6,300	-
Honorarium	391,410	189,399
Hospitalization expenses	618,237	2,931,738
Leave travel concession	369,947	42,175
Legal & Professional expenses	374,800	380,216
Miscellaneous expenses	572,583	434,322
Repairs & maintenance Physical Facility	3,039,828	1,344,333
Telephone Physical Facility	47,359	40,142
Uniforms	46,056	94,102
Printing and stationary	11,097	15,940
	13,496,727	12,918,500



John Varghese

PRINCIPAL
ST. STEPHEN'S COLLEGE
DELHI-110007



87

41

ST. STEPHEN'S COLLEGE
Schedules forming part of the financial statements

Residence Fund 2018-19


Schedule 1 - Fund balances

(Amount in Rs.)


Particulars	As at March 31, 2019	As at March 31, 2018
Staff house income fund (B)		
Balance as per last Balance Sheet	813,255	1,016,835
Add : Staff house income received	460,978	178,366
	1,274,233	1,195,201
Less: Repairs & maintenance <i>Physical Facility</i>	204,640	381,946
	1,069,593	813,255
Retirement Benefits fund (C)		
Balance as per last Balance Sheet	1,729,533	2,037,786
Add : Provision during the year	500,000	200,000
Interest on investments	128,027	146,975
	2,357,560	2,384,761
Less: Paid during the year	160,666	655,228
	2,196,894	1,729,533
College Development Fund (D)		
Add: Fee & Interest for the year	36,533,808	30,638,592
	5,430,329	5,895,216
	41,964,137	36,533,808
	45,230,624	39,076,596

Schedule 2 - Caution money

Caution money (A)		
Balance as per last Balance Sheet	1,316,037	1,376,037
Add : Receipts during the year	618,963	681,000
	1,935,000	2,057,037
Less: Refund	522,000	741,000
	1,413,000	1,316,037
Lapsed Caution Money (B)		
Balance as per last Balance Sheet	3,562,270	3,377,137
Add : Lapsed during the year	210,000	255,000
	3,772,270	3,632,137
Less: Dues recovered	32,881	69,867
	3,739,389	3,562,270
Total (A) + (B)	5,152,389	4,878,307



[Signature]
PRINCIPAL
ST. STEPHEN'S COLLEGE
DELHI-110007



84

42

ST. STEPHEN'S COLLEGE DELHI
GAMES FUND 2018-19
Income and expenditure account for the year ended March 31, 2019

Expenditure			Income		
	Amount as on March 31, 2019	Amount as on March 31, 2018		Amount as on March 31, 2019	Amount as on March 31, 2018
Admission Expenses	511,734	341,217	Games fee	2,025,660	1,971,060
Audit fee	354	354	Committee of games	-	25,000
Badminton	61,045	22,259	Amount written back	-	2,753
Bank charges	921	1,038			
Basketball Expenses	180,012	552,033			
Basketball Tournament expenses	122,474	-			
Chess expenses	16,376	9,935			
Colour award	178,518	187,176	Sale of Sports form	175,500	172,250
Committee of games	469,370	784,799	Interest Account	59,022	29,888
Cricketer expenses	58,259	27,866			
Depreciation	-	11,348			
Football expenses	94,084	382,972	Sports dinner subscription Rs. 49,500		
Football tournament expenses	131,491	-	Less: Sports dinner expenses Rs. 41,200	8,300	3,609
Lawn tennis expenses	15,952	31,519			
Playing field expenses Physical Facilities	264,259	182,611			
Rifle shooting	17,008	20,176			
Salary expenses	190,133	-			
Sports Bash expenses	52,627	-			
Squash	23,417	16,674			
Swimming	15,107	3,306			
Table tennis	62,664	19,661			
Deferred revenue expenditure w/off	-	275,388			
Surplus/Deficit balance for the year	(197,323)	(665,772)			
Total	2,268,482	2,204,560	Total	2,268,482	2,204,560


Significant Accounting Policies & Notes to the Accounts Schedule - 23

[Signature]
Section Officer (Offg.)
(Accounts)

[Signature]
Bursar

[Signature]
Principal

[Signature]
PRINCIPAL
ST. STEPHEN'S COLLEGE
DELHI-110007



Place : New Delhi
Date : 04.09.2019

Subject to report of even date
for Naresh Garg & Associates
Chartered Accountants
(PRN. 018951N)
[Signature]
NARESH GARG
(Prop.)
Membership No. 501383




UAN-19501383 99987245

43

CAFE FUND
Income and Expenditure for the year ended March 31, 2019

Income and Expenditure for the year ended March 31, 2019					(Amount in Rs.)
Expenditure	Amount as on March 31, 2019	Amount as on March 31, 2018	Income	Amount as on March 31, 2019	Amount as on March 31, 2018
Opening Stock			Sale		
Cafe Stock	180,151	-	Cash sale	6,664,080	1,079,892
Conv. Store Stock	220,836	-	Credit sale	3,327,781	5,916,781
Material Purchases			Credit sale(conv store)	865,677	13,463
Purchase(Cafe)	4,932,197	4,695,975	Conv. Store sale	-	528,177
Purchase (Consumable store)	1,463,178	702,323	Closing stock cafe	86,224	180,153
			Closing stock conv. Store	176,462	220,836
Establishment			Misc income	1,660	19,968
Ad-hoc bonus	-	2,000	Interest	85,111	232,625
Staff welfare	16,002	-	Amount written back	-	-
Casual labor	582,826	1,190,654	Other Income	180	1,050,000
Medical expenses	21,057	41,255			
Staff uniform	502	2,490			
Salary	2,340,841	1,093,293			
Pension	376,260	363,173			
Crockery & cutlery	14,492	-			
Depreciation	45,910	35,547			
Electricity & water	176,016	27,630			
Miscellaneous expenses	12,755	46,035			
Printing & stationery	3,307	47,862			
Repair & maintenance	85,631	2,038,079			
Audit fee	354	354			
Bank charges	2,336	3,069			
Cartage	2,430	1,190			
Professional expenses	-	73,600			
Honorarium	-	20,000			
GST Expenses	44,451	35,809			
Surplus/ Deficit	685,041	(1,178,443)			
	11,206,575	9,241,895		11,206,575	9,241,895

Significant Accounting Policies & Notes to the Accounts Schedule - 23


Section Officer (Offg.)
(Accounts)

Borsari

Principal

Place : New Delhi
Date : 04.09.2019

Subject to report of even date
for Naresh Garg & Associates
Chartered Accountants
(FRN 018991N)

~~NARESH GARG~~
(Prop.)

Membership No. 501383

UPIN - 19501383AAAB8D7245

PRINCIPAL
ST. STEPHEN'S COLLEGE
DELHI-110007

(44)

**NAAC
Assessment
and
Accreditation 2021**



**St. Stephen's College
University of Delhi
Delhi 110007**

Phone: +91-11-27667200

E-mail: pstoprincipal@ststephens.edu

Website: www.ststephens.edu

YEAR 2019-20



F.Y. 2019-20

ST. STEPHEN'S COLLEGE, DELHI
GENERAL FUND 2019-20
Income and Expenditure account for the year ended March 31, 2020

				(Amount in Rs.)			
Expenditure	Schedule	Year ended March 31, 2020	Year ended March 31, 2019	Income	Schedule	Year ended March 31, 2020	Year ended March 31, 2019
Salary and allowances	16			Grant income	12	323,745,713	241,510,376
Salary		221,732,434	225,700,299	Grant income (Hostel)	13	14,946,000	13,739,000
Retirement benefits		81,012,868	43,755,092	Fees	14	9,061,662	8,683,988
Salary and allowances (Hostel Staff)	17			Miscellaneous receipts	15	4,240,369	3,216,799
Salary		10,450,572	10,802,620	Grant income (Unspent)		22,957,110	75,092,000
Retirement benefits		3,228,841	3,235,279	Grant income hostel (Unspent)		-	3,012,000
Other		1,792,359	792,498	Management share (5%)		9,239,134	8,501,948
Examination & other expenses	18	37,400	44,000	Management share 5% (Hostel)		483,174	440,517
Library expenses	19	932,415	931,155	Interest on investment		-	1,262,920
Science apparatus and contingencies	20	80,510	79,805	Retirement benefits from other University		306,788	-
Repair and maintenance	21	35,374	15,209	Interest on income tax refund		51,953	31,636
Administrative and other expenses	22	18,842,350	19,690,151	College contribution forfeited		2,710,031	-
Unspent Grant		-	22,957,110				
Excess of Income over Expenditure surplus/(deficit)		49,596,811	27,487,966				
Total		387,741,934	355,491,184	Total		387,741,934	355,491,184

Significant account policies & notes on accounts schedule - 23


Section Officer
(Accounts)

Bursar

Principal




PRINCIPAL
ST. STEPHEN'S COLLEGE
DELHI-110007



Subject to report of even date
for Naresh Garg & Associates
Chartered Accountants
(FRN. 018951N)

NARESH GARG
(Prop.)

Membership No. 501383
UDIN: 20501383 AAAACS 6310





Place : New Delhi
Date : 06.11.2020


ST. STEPHEN'S COLLEGE-DELHI
RESIDENCE FUND 2019-20
Statement of Income and Expenditure for the year ended March 31, 2020

(Amount in Rs.)							
Expenditure	Schedule	For the Year ended March 31, 2020	For the Year ended March 31, 2019	Income	Schedule	For the Year ended March 31, 2020	For the Year ended March 31, 2019
Salary and allowances	10	29,042,607	28,471,197	Residence and mess fees	8	57,087,291	47,818,600
Provisions consumed (at cost)	11	9,242,123	7,986,610	Miscellaneous income	9	2,152,397	2,070,289
Operative and administrative expenses	12	13,129,514	13,496,727	S.B Account Interest		65,750	72,761
Surplus		7,891,194	17,116	Amount written back		-	10,000
Total		59,305,438	49,971,650			59,305,438	49,971,650

Significant Accounting Policies & Notes to the Accounts Schedule - 23

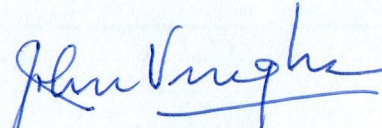

Section Officer
(Accounts)


Bursar


Principal




Place : New Delhi
Date : 06-11-2020


PRINCIPAL
ST. STEPHEN'S COLLEGE
DELHI-110007



Subject to report of even date
for Naresh Garg & Associates

Chartered Accountants
(FRN. 018951N)


NARESH GARG
(Prop.)

Membership No. 501383
UDIN: 20501383AAAACS6310



ST. STEPHEN'S COLLEGE-DELHI

PRIVATE FUND 2019-20

Balance Sheet as at March 31, 2020

(Amount in Rs.)

Liabilities	At at March 31, 2020	At at March 31, 2019	Assets	At at March 31, 2020	At at March 31, 2019
Capital fund			Fixed assets	1,03,28,843	62,81,240
Balance as per last Balance Sheet	28,35,50,143	24,42,77,892	(as per schedule)		
Add: Capital as per schedule 1	18,80,104	6,40,245	Investments		
Revenue income as per schedule 2	10,07,14,449	10,57,30,870	Investment in FDR	31,41,00,000	26,06,00,000
	38,61,44,696	35,06,49,007	(Including FCRA Investment)		
Less: Revenue expenditure as per schedule 2	4,83,30,409	6,70,98,868	Current assets and advances		
	33,78,14,287	28,35,50,139	Due from general fund	(11,33,879)	1,17,37,615
Fee received in advance	5,10,757	3,30,061	Miscellaneous advances	3,93,666	3,61,984
Fee Account (General Fund)	23,77,006	22,25,235	Amount receivable	4,56,717	1,260
Scholarships Payable	20,55,093	-	Interest receivable	17,50,093	12,77,931
College directory fund	2,78,066	2,78,066	Fee Receivable	-	9,96,154
Security MP3	500	500	Bank accounts		
R.T.I	7,140	7,260	Syndicate Bank FCRA a/c	46,97,783	8,45,735
Research Grants	-	35,000	Supreme Council (SBI) a/c	10,38,758	31,67,522
Café Fund (GST-Private)	42,079	25,245	Private Fund (SBI Saving Bank) a/c	1,08,90,376	(6,91,696)
Café Fund (GST-supreme council)	34,432	37,706	Scholarship (SBI Saving Bank) a/c	13,72,700	3,96,858
Security deposit- photoshop & others	16,278	15,000	DRDO Project (SBI) a/c	41,072	69,724
Retention money	2,86,969	1,48,400	Axis Bank Account	19,16,832	16,21,939
Earnest Money Deposits	2,00,000	-			
TDS Payable- Private Fund	-	222			
TDS Payable- Supreme Council	-	(1,000)			
Other payable	22,30,354	14,432			
Total	34,58,52,961	28,66,66,266	Total	34,58,52,961	28,66,66,266

Significant Account Policies & Notes On Accounts Schedule - 23

Section Officer
(Accounts)

Bursar

Principal



PRINCIPAL
ST. STEPHEN'S COLLEGE
DELHI-110007

Subject to report of even date
for Naresh Garg & Associates

Chartered Accountants

(FRN. 018951N)

NARESH GARG
(Prop.)

Membership No. 501383


UDIN:20501383AAAACS6310

Place : New Delhi
Date : 06.11.2020


ST. STEPHEN'S COLLEGE-DELHI
GAMES FUND 2019-20
Income and expenditure account for the year ended March 31, 2020

Expenditure	(Amount in Rs.)		Income		
	Amount as on March 31, 2020	Amount as on March 31, 2019		Amount as on March 31, 2020	Amount as on March 31, 2019
Admissino Expenses	955,904	511,734	Games fee	2,084,420	2,025,660
Audit fee	354	354			
Badminton	55,554	61,045	Committee of games	8,500	-
Bank charges	179	921			
Basketball Expeses	228,959	180,012	Sale of Sports form	204,000	175,500
Basketball Tournament expenses	98,287	122,474			
Chess expenses	26,972	16,376	Interest Account	237,446	59,022
Colour award	249,004	178,518			
Committee of games	301,750	469,370	Sports dinner subscription Rs.		
Cricker expenses	103,590	58,259	Less: Sports dinner expenses Rs.	-	8,300
Football expenses	300,973	94,084			
Football tournament expenses	51,312	131,491			
Lawn tennis expenses	26,463	15,952			
Playing field expenses	271,007	264,259			
Rifle shooting	62,069	17,008			
Salary expenses	267,114	190,133			
Sports Bash expenses	50,291	52,627			
Squash	10,211	23,417			
Swimming	4,864	15,107			
Table tennis	8,417	62,664			
Voliball expense	37,080	-			
Surplus/Deficit balance for the year	(575,988)	(197,323)			
Total	2,534,366	2,268,482	Total	2,534,366	2,268,482


Significant Accounting Policies & Notes to the Accounts Schedule - 23


Section Officer
(Accounts)


Bursar


Principal





PRINCIPAL
ST. STEPHEN'S COLLEGE
DELHI-110007



Subject to report of even date
for Naresh Garg & Associates
Chartered Accountants

(FRN 018951N)


NARESH GARG
(Prop.)

Membership No. 501383


UDIN: 20501383AAAACS6310

Place : New Delhi
Date : 06.11.2020


ST STEPHEN'S COLLEGE DELHI
CAFÉ FUND 2019-20
Income and Expenditure for the year ended March 31, 2020

(Amount in Rs.)					
Expenditure	Amount as on March 31, 2020	Amount as on March 31, 2019	Income	Amount as on March 31, 2020	Amount as on March 31, 2019
Opening Stock			Sale		
Café Stock	86,224	180,153	Cash sale	6,998,572	6,664,080
Conv. Store Stock	176,462	220,836	Credit sale	2,413,598	3,327,781
Material Purchases			Cash sale(conv store)	728,458	865,677
Purchase(Café)	5,625,780	4,932,197	Cash Sale (Daba)	341,647	-
Purchase (Consumable store)	1,887,586	1,463,178			
Establishment			Closing stock café	218,821	86,224
Staff welfare	-	16,002	Closing stock conv. Store	179,651	176,462
Casual labor	661,586	582,826	Misc income	15,097	1,060
Medical expenses	2,585	21,057	Interest on FDR	97,862	85,111
Staff uniform	42,701	502	Other Income	1,115	180
Salary	2,926,523	2,540,841			
Pension	468,705	376,260			
Crockery & cutlery	36,681	14,492			
Depreciation	50,145	45,910			
Electricity & water	175,437	176,016			
Miscellaneous expenses	29,711	12,755			
Printing & stationery	41,866	3,307			
Repair & maintenance	417,108	85,631			
Audit fee	354	354			
Bank charges	1,932	2,336			
Cartage	8,870	2,430			
Professional expenses	47,200	-			
GST Expenses	34,610	44,451			
Amount written off	28,204	-			
Damage goods	37,345	-			
GST demand FY 2017-18	168,627	-			
Promotional charges written off	400,000	-			
Surplus/ Deficit	(2,361,421)	685,041			
	10,994,821	11,206,575		10,994,821	11,206,575

Significant Accounting Policies & Notes to the Accounts Schedule - 23


Section Officer
(Accounts)


Bursar



Principal




PRINCIPAL
ST. STEPHEN'S COLLEGE
DELHI-110007



Subject to report of even date
for Naresh Garg & Associates
Chartered Accountants
(F.R.N. 0189511)


NARESH GARG
(Prop.)

Membership No. 501383

UDIN: 20501383AAAACS6310



Place : New Delhi
Date : 06.11.2020

ST.STEPHENS COLLEGE

GENERAL FUND 2019-20

Particulars	Rate	Opening Balance 01.04.2019	Addition 1st half	Addition 2nd half	Total	Depreciation	CL Balance on 31.03.2020
i) Building				-			
Add: Grant capitalised for assets				-			
Less: Grant received for assets	10%	2,517,637		-	2,517,637	251,764	2,265,873
ii) Computers & Softwares	40%	9,628	-	71,000	80,628	18,051	62,577
iii) Lab Equipments	15%	386,605	-	-	386,605	57,991	328,614
iv) Photocopier (Office equipment)	15%	18,209	-	-	18,209	2,731	15,478
v) Library books (College fund)	40%	1,820,778	392,052	901,439	3,114,269	1,065,420	2,048,849
vii) Science apparatus	15%	166,696	-	-	166,696	25,004	141,692
Viii) Library building extension			-	-			
a) Furniture and fixture	10%	811,360	-	-	811,360	81,136	730,224
b) Electronic installation	10%	81,413	-	-	81,413	8,141	73,272
c) Fire equipment	15%	2,510	-	-	2,510	377	2,133
ix) Furniture and fixture	10%	21,535	-	-	21,535	2,154	19,381
x) New playing field	10%	28,264	-	-	28,264	2,826	25,438
xi) Water cooler	15%	6,811	-	-	6,811	1,022	5,789
xii) Ceiling fans	10%	5,674	-	-	5,674	567	5,107
xiii) Water harvesting	10%	315,801	-	-	315,801	31,580	284,221
xiv) A3 Scanner	15%	29,091	-	-	29,091	4,364	24,727
xv) Special Equipment (Diff.abled students)	15%	67,601	-	-	67,601	10,140	57,461
xvi) Printers	15%	21,561	-	-	21,561	3,234	18,327
TOTAL (Rs)		6,311,174	392,052	972,439	7,675,665	1,566,502	6,109,163

= 13.64 Lakhs

Infrastructure Augmentation



Ram Singh



Ram Singh
PRINCIPAL
ST. STEPHEN'S COLLEGE
DELHI-110007



ST. STEPHEN'S COLLEGE
Schedules forming part of the financial statements as at March 31, 2020

Residence Fund - 2019-20

Schedule 4 - Fixed Assets

(Amount in Rs)

SCHEDULE OF FIXED ASSETS							
Particulars	Rate of Depn.	Written down value as on April 01, 2019	Addition during the 1st half year	Addition during the 2nd half year	Total	Amount of Depreciation for the year	Written down value as at March 31, 2020
College mess							
Walk-in-cooler	15%	11,445	-	-	11,445	1,717	9,728
Water cooler	15%	85,688	-	-	85,688	12,853	72,835
Furniture (mess & res)	10%	353,818	120,478	-	474,296	47,430	426,866
Battery for UPS	10%	91,082	-	12,500	103,582	9,735	93,849
Refrigerator	10%	137,286	-	28,855	166,141	15,171	150,970
Printer	40%	23	-	-	23	9	14
C.C.T.V. (mess & res)	15%	256,243	78,826	14,160	349,229	51,322	297,907
Weighing machine	15%	4,969	-	-	4,969	745	4,224
Solar heater	15%	5,974	-	-	5,974	896	5,078
Exhaust Hood(Chimani)	15%	242,700	-	-	242,700	36,405	206,295
Gysers	10%	22,923	-	-	22,923	2,292	20,631
Mess Equipments (15%)	15%	-	-	61,950	61,950	4,646	57,304
RO Plant	15%	65,195	-	-	65,195	9,779	55,416
Residence asset							
Adding machine	15%	1,161	-	-	1,161	174	987
Electrical Equipments	10%	57,889	51,129	-	109,018	10,902	98,116
Garden bench (Iron)	10%	115,777	-	-	115,777	11,578	104,199
Gysers	10%	80,470	-	-	80,470	8,047	72,423
Water cooler	15%	226,896	8,024	-	234,920	35,238	199,682
Generator	10%	4,889	-	-	4,889	489	4,400
Summersible pump	10%	61,197	-	-	61,197	6,120	55,077
Residence building	5%	2,130,518	627,730	88,500	2,846,748	140,125	2,706,623
Chapati Plate	10%	3,066	-	-	3,066	307	2,759
Chapel building	10%	19,016	-	-	19,016	1,902	17,114
Motor equipments	10%	51,374	-	-	51,374	5,137	46,237
Welding machine	10%	8,414	-	-	8,414	841	7,573
Crockery & Cutlery	15%	55,546	-	-	55,546	8,332	47,214
Water Filter (mess and res)	15%	86,500	-	-	86,500	12,975	73,525
Scanner	15%	10,388	-	-	10,388	1,558	8,830
Microwave Oven	15%	16,625	-	-	16,625	2,494	14,131
Utensils (Mess)	15%	53,141	-	-	53,141	7,971	45,170
Air Conditioner	15%	522,810	40,010	-	562,820	84,423	478,397
Office Equipment	10%	40,611	-	-	40,611	4,061	36,550
Water Purifier	15%	23,194	-	27,494	50,688	5,541	45,147
Biometric Machine	15%	31,501	-	-	31,501	4,725	26,776
Dustbin	10%	18,693	94,990	55,932	169,615	14,165	155,450
Electrical Pannel	10%	56,862	-	-	56,862	5,686	51,176
Gravy Machine (Mess)	15%	12,552	-	-	12,552	1,883	10,669
Almirah	10%	6,480	-	-	6,480	648	5,832
Panasonic Telephone	10%	43,771	-	-	43,771	4,377	39,394
Printer (Dean Office)	40%	9,900	-	-	9,900	3,960	5,940
Sanitary Napkin Incineter	15%	20,060	-	-	20,060	3,009	17,051
Smart Card Printer	40%	43,990	-	-	43,990	17,596	26,394
Water Meter	10%	16,815	-	-	16,815	1,682	15,132
Electric Installation	10%	59,290	-	184,373	243,663	15,148	228,515
Speaker & Mike	10%	36,018	-	-	36,018	3,602	32,416
Mayur Jug	10%	-	5,924	-	5,924	592	5,332
Sound Proof Canopy for DG	10%	-	75,500	-	75,500	7,550	67,950
Total (Rs.)		5,202,760	1,102,611	473,764	6,779,135	625,836	6,153,298

= 15.76 Lakhs

Infrastructure Augmentation



Principal
ST. STEPHEN'S COLLEGE
DELHI-110007



ST.STEPHENS COLLEGE- DELHI


PRIVATE FUND 2019-20

Detail of Fixes Assets As On 31.03.2020

Particulars	Rate	Opening Balance 01.04.2019	Addition 1st half	Addition 2nd half	Total	Current year Deprn	CL Balance on 31.03.2020
Gymnasium building	10%	122,324	-	-	122,324	12,232	110,092
Servants quarters	5%	788,987	-	-	788,987	39,449	749,538
New playing field	10%	410,246	-	-	410,246	41,025	369,221
Equipments	15%	16,964	-	-	16,964	2,545	14,419
Air Conditioner	15%	38,392	363,189	-	401,581	60,237	341,344
Air Conditioner (Supreme Council)	15%	72,901	-	-	72,901	10,935	61,966
Ceiling Fan (Supreme Council)	10%	9,029	-	-	9,029	903	8,126
Honda City Car (Supreme Council)	15%	638,418	-	-	638,418	95,763	542,655
Building	5%	2,779,460	1,466,983	-	4,246,443	212,322	4,034,121
CCTV Camera	15%	27,268	99,558	-	126,826	19,024	107,802
Electrical fittings	10%	875,702	43,844	-	919,546	91,955	827,591
Writing Boards	10%	40,535	-	-	40,535	4,054	36,481
Computers	40%	7,034	-	-	7,034	2,814	4,220
8 Channel DVR	15%	14,845	-	-	14,845	2,227	12,618
Mike Base	10%	9,820	-	-	9,820	982	8,838
Digital Outdoor Camera	15%	40,561	-	-	40,561	6,084	34,477
Epson HD Projector (FCRA)	15%	57,957	-	-	57,957	8,694	49,263
Cannon LB3900B Printer (IQAC)	40%	9,528	-	-	9,528	3,811	5,717
Battery for UPS	15%	13,875	-	-	13,875	2,081	11,794
Magnetic Stirrer with hot plate	15%	103,037	-	-	103,037	15,456	87,581
Refrigerator	10%	18,525	-	-	18,525	1,853	16,672
		6,095,408	1,973,574		8,068,982	634,446	7,434,537





John Hughes



PRINCIPAL
ST. STEPHEN'S COLLEGE
DELHI-110007

		6,095,408	1,973,574	-	8,068,982	634,446	7,434,537
Power make for Red Lazaer	15%	20,350	-	-	20,350	3,053	17,297
Setup for Study of Reflection And Refraction	15%	63,732	-	-	63,732	9,560	54,172
Setup for Study of Polarisation and double slit Interference	15%	64,565	-	-	64,565	9,685	54,880
Setup to determine the Ionization Potential of Mercury Quartz Tube Used in Rotational	15%	9,805	-	-	9,805	1,471	8,334
Setup To Measure the Filed Strength and Variation	15%	27,380	-	-	27,380	4,107	23,273
Equipments & Instruments (Physics Lab)	15%	-	30,904.00	428,812	459,716	36,797	422,919
Equipments & Instruments (Chemistry Lab)	15%	-	-	1,823,952	1,823,952	136,796	1,687,156
HP Printer & Scanner (Chemistry Lab)	40%	-	-	17,300	17,300	3,460	13,840
HP Scanner (Principal Office)	15%	-	23,500	-	23,500	3,525	19,975
iPad Pro 11 (Bursar Office)	40%	-	-	103,650	103,650	20,730	82,920
Wireless LAN Controller/ one Director 3000	40%	-	-	320,960	320,960	64,192	256,768
Printer Cannon (IRC)	40%	-	7,250	-	7,250	2,900	4,350
Music Player (SCR)	10%	-	5,900	-	5,900	590	5,310
Microwave Oven (SCR)	15%	-	5,990	-	5,990	899	5,091
Water Dispenser with bottle (SCR)	15%	-	8,250	-	8,250	1,238	7,012
POS Machine	15%	-	-	141,600	141,600	10,620	130,980
Touch POS and Restro	15%	-	-	35,400	35,400	2,655	32,745
Thermal Printer P-80	40%	-	-	28,320	28,320	5,664	22,656
Barcode Scanner	15%	-	-	14,160	14,160	1,062	13,098
Restro Server Software	40%	-	-	39,412	39,412	7,882	31,530
TOTAL (Rs)		6,281,240	2,055,368	2,953,566	11,290,174	961,332	10,328,843



John Vengla



50.09 Lakhs

Infrastructure Augmentation Exp.

John Vengla
PRINCIPAL
ST. STEPHEN'S COLLEGE
DELHI-110007

ST. STEPHEN'S COLLEGE

GAMES FUND 2019-20

Schedule for fixed assets for the year ending March 31, 2020

Schedules forming part of the financial statements as at March 31, 2020

(Amount in Rs)

S. No.	Particulars	Depreciation rates	Written Down Value as on April 1, 2019	Additions during 1st half of the year	Additions during 2nd half of the year	Total	Depreciation for the year	Written Down Value as on March 31, 2020
1	Air Conditioner	15%	7,305	-	-	7,305	1,096	6,209
2	Summersible Pump	10%	17,726	29,136.00	-	46,862	4,686	42,176
3	Lawn Mover	15%	66,617	-	-	66,617	9,993	56,624
4	Water Purifier	15%	12,537	-	-	12,537	1,881	10,656
5	Deep Freezer	15%	19,127	-	-	19,127	2,869	16,258
6	Water Dispenser	10%	17,280	-	-	17,280	1,728	15,552
Total (Rs.)			140,592	29,136	-	169,728	22,253	147,475

= 0.29 Lakhs
infrastructure Augmentation



John Vengla



John Vengla
PRINCIPAL
ST. STEPHEN'S COLLEGE
DELHI-110007



ST. STEPHEN'S COLLEGE

CAFÉ FUND 2019-20

Schedule for fixed assets for the year ending March 31, 2020

Schedules forming part of the financial statements

(Amount in Rs)								
S. No.	Particulars	Depreciation rates	Written Down Value as on April 1, 2019	Additions during 1st half of the year	Additions during 2nd half of the year	Total	Depreciation for the year	Written Down Value as on March 31, 2020
1	Ceiling fan	10%	7,250	2,124	-	9,374	937	8,437
2	Microwave oven & hot case	15%	4,958	-	-	4,958	744	4,214
3	CPU	40%	17,281	-	-	17,281	6,912	10,369
4	Printer Canon	40%	247	-	-	247	99	148
5	Electric gyser	10%	3,839	-	-	3,839	384	3,455
6	Invertors	15%	2,630	-	-	2,630	394	2,236
7	Security System (CCTV)	15%	17,311	-	-	17,311	2,597	14,714
8	Biogasifier Stove	15%	21,127	-	-	21,127	3,169	17,958
9	Billing Machine	15%	24,199	-	21,500	45,699	5,242	40,457
10	Garbage carrying trolley	10%	5,832	-	-	5,832	583	5,249
11	Burner	15%	37,283	-	-	37,283	5,592	31,691
12	Furniture & fixture	10%	4,842	-	5,900	10,742	779	9,963
13	Tally ERP-9 Silver	40%	8,640	-	-	8,640	3,456	5,184
14	Water purifier	15%	8,099	-	14,750	22,849	2,321	20,528
15	Cool Display Counter	15%	54,575	-	-	54,575	8,186	46,389
16	Deep Fryer	15%	5,457	-	-	5,457	819	4,638
17	Mixer Grinder	15%	4,420	-	-	4,420	663	3,757
18	Juicer	15%	-	-	4,750	4,750	356	4,394
19	Air Conditioner	15%	-	33,700	-	33,700	5,055	28,645
20	Salmandar 2.5 Foot	15%	-	-	11,500	11,500	863	10,637
21	Sandwich Griller	15%	-	-	7,750	7,750	581	7,169
22	Waffle Machine	15%	-	-	5,500	5,500	413	5,087
	Total		227,991	35,824	71,650	335,465	50,145	285,320

= 1.07 Lakhs

Infrastructure Augmentation




[Signature]



[Signature]

PRINCIPAL
ST. STEPHEN'S COLLEGE
DELHI-110007



General Fund 2019-20

ST. STEPHEN'S COLLEGE, DELHI

Schedules forming part of financial statements as at March 31, 2020

(Amount in Rs.)

Schedule 16 - Salary and allowances

Particulars	As at March 31, 2020	As at March 31, 2019
Salary and allowances		
Teaching staff	171,715,631	173,113,170
Non-teaching staff	26,942,112	30,762,542
Laboratory staff	16,142,161	18,070,411
Daily wages staff	6,932,530	3,754,176
Retirement benefit		
Pension	70,287,583	29,805,350
Gratuity	7,847,410	7,981,883
Leave encashment	2,877,875	5,967,859
	302,745,302	269,455,391

(Amount in Rs.)

Schedule 17 - Salary and allowances (Hostel Staff)

Particulars	As at March 31, 2020	As at March 31, 2019
Salary and allowances		
Hostel Mess staff	10,450,572	10,802,620
Retirement benefit		
Pension	3,077,732	2,225,952
Gratuity	110,696	1,000,000
Leave encashment	40,413	9,327
Other Expenses		
Uniform	-	23,990
Reimbursement of medical bills	1,792,359	768,508
	15,471,772	14,830,397

Schedule 18 - Examination & other expenses

Particulars	As at March 31, 2020	As at March 31, 2019
College examination expenses <i>Academic</i>	37,400	44,000
	37,400	44,000

Schedule 19 - Library expenses *Academic*

Particulars	As at March 31, 2020	As at March 31, 2019
Journals/periodicals	276,546	277,636
Automation expenditure	489,057	307,656
Contingencies/ miscellaneous	166,812	345,863
	932,415	931,155



John Varghese



John Varghese

PRINCIPAL
ST. STEPHEN'S COLLEGE
DELHI-110007



General Fund 2019-20

ST. STEPHEN'S COLLEGE, DELHI

Schedules forming part of financial statements as at March 31, 2020

(Amount in Rs.)

Schedule 20 - Science apparatus & contingencies *Academic*

Particulars	As at March 31, 2020	As at March 31, 2019
Science apparatus	42,650	43,385
Science chemicals and contingency	37,860	36,420
	80,510	79,805

Schedule 21 - Repair and maintenance

Particulars	As at March 31, 2020	As at March 31, 2019
Running and maintenance of computer centre <i>Academic</i>	18,872	4,209
Repair and replacement of furniture and Fittings <i>Physical Est</i>	16,502	11,000
	35,374	15,209

Schedule 22 - Administrative and other expenses

Particulars	As at March 31, 2020	As at March 31, 2019
Advertisement expenses	47,913	-
Admission expenses <i>Academic</i>	356,652	130,861
Auditors honorarium	1,180	1,180
Bank charges	4,489	3,374
Contingencies	203,525	162,825
Amount Written Off	2,550	-
Electricity charges	4,836,215	4,574,260
Garden and playing field	147,929	365,279
General repairs and whitewashing	953,508	841,643
Hospitalization expenses	7,304,148	8,102,684
Land lease rent	1,445	1,445
Postage and telegrams	12,085	10,481
Printing and stationery	200,174	197,669
Property tax	3,221,716	3,221,716
T.A. for attending conference <i>Academic Exp.</i>	1,500	1,000
NSDL (NPS)	13,356	7,530
Telephone expenses	38,988	34,082
Uniforms	8,800	50,341
Water charges	1,374,141	1,954,365
Office automation expenses	112,036	29,416
	18,842,350	19,690,151

Physical Facilities



John Vargha



John Vargha

PRINCIPAL
ST. STEPHEN'S COLLEGE
DELHI-110007



Residence Fund 2019-20

ST. STEPHEN'S COLLEGE

Schedules forming part of the financial statements as at March 31, 2020

(Amount in Rs.)

Schedule 1 - Fund balances

Particulars	As at March 31, 2020	As at March 31, 2019
Staff house income fund (B)		
Balance as per last Balance Sheet	1,069,593	813,255
Add : Staff house income received	449,582	460,978
	1,519,175	1,274,233
Less: Repairs & maintenance <i>Physical</i>	224,512	204,640
	1,294,663	1,069,593
Retirement Benefits fund (C)		
Balance as per last Balance Sheet	2,196,894	1,729,533
Add : Provision during the year	500,000	500,000
Interest on investments	138,262	128,027
	2,835,156	2,357,560
Less: Paid during the year	1,748,512	160,666
	1,086,644	2,196,894
College Development Fund (D)		
Add: Fee & Interest for the year	41,964,137	36,533,808
	6,764,902	5,430,329
	48,729,039	41,964,137
	51,110,346	45,230,624


Schedule 2 - Caution money

Particulars	As at March 31, 2020	As at March 31, 2019
Caution money (A)		
Balance as per last Balance Sheet	1,413,000	1,316,037
Add : Receipts during the year	549,000	618,963
	1,962,000	1,935,000
Less: Refund	477,000	522,000
	1,485,000	1,413,000
Lapsed Caution Money (B)		
Balance as per last Balance Sheet	3,739,389	3,562,270
Add : Lapsed during the year	270,000	210,000
	4,009,389	3,772,270
Less: Dues recovered	8,211	32,881
	4,001,178	3,739,389
Total (A) +(B)	5,486,178	5,152,389



John Dingle

John Dingle
PRINCIPAL
ST. STEPHEN'S COLLEGE
DELHI-110007



Residence Fund 2019-20

ST. STEPHEN'S COLLEGE

Schedules forming part of the financial statements as at March 31, 2020

(Amount in Rs.)

Schedule 10 - Salary and allowances


Particulars	As at March 31, 2020	As at March 31, 2019
Salary		
Salary & allowances	24,431,395	25,936,442
Retirement benefits		
Pension	4,111,212	2,034,755
Provision for retirement benefits	500,000	500,000
Gratuity expenses	-	-
Leave Encashment	-	-
	29,042,607	28,471,197

Schedule 12 - Operative and administrative cost

Particulars	As at March 31, 2020	As at March 31, 2019
Amount written off	68,444	5,675
Annual Maintenance Contract	437,398	-
Auditor's honorarium	1,416	1,416
Bank charges	1,228	3,229
Conveyance & cartage	45,400	80,500
Departmental contingencies	32,375	21,808
Electricity & water <i>Physical</i>	7,598,969	7,906,482
Fuel Expenses	31,670	6,300
Honorarium	284,740	391,410
Hospitalization expenses	340,457	618,237
Leave travel concession	107,037	369,947
Legal & Professional expenses	289,100	374,800
Miscellaneous expenses	954,380	572,583
Repairs & maintenance <i>Physical</i>	2,805,667	3,039,828
Telephone <i>Physical</i>	57,127	47,359
Uniforms	44,127	46,056
Printing and stationary	29,979	11,097
	13,129,514	13,496,727



[Handwritten Signature]



[Handwritten Signature]
PRINCIPAL
ST. STEPHEN'S COLLEGE
DELHI-110007



ST. STEPHEN'S COLLEGE-DELHI
GAMES FUND 2019-20
Income and expenditure account for the year ended March 31, 2020

Expenditure	(Amount in Rs.)		Income		
	Amount as on March 31, 2020	Amount as on March 31, 2019		Amount as on March 31, 2020	Amount as on March 31, 2019
Admissino Expenses	955,904	511,734	Games fee	2,084,420	2,025,660
Audit fee	354	354			
Badminton	55,554	61,045	Committee of games	8,500	-
Bank charges	179	921			
Basketball Expeses	228,959	180,012	Sale of Sports form	204,000	175,500
Basketball Tournament expenses	98,287	122,474			
Chess expenses	26,972	16,376	Interest Account	237,446	59,022
Colour award	249,004	178,518			
Committee of games	301,750	469,370	Sports dinner subscription Rs.		
Cricket expenses	103,590	58,259	Less: Sports dinner expenses Rs.	-	8,300
Football expenses	300,973	94,084			
Football tournament expenses	51,312	131,491			
Lawn tennis expenses	26,463	15,952			
Playing field expenses <i>Physical exp.</i>	271,007	264,259			
Rifle shooting	62,069	17,008			
Salary expenses	267,114	190,133			
Sports Bash expenses	50,291	52,627			
Squash	10,211	23,417			
Swimming	4,864	15,107			
Table tennis	8,417	62,664			
Voliball expense	37,080	-			
Surplus/Deficit balance for the year	(575,988)	(197,323)			
Total	2,534,366	2,268,482	Total	2,534,366	2,268,482

Significant Accounting Policies & Notes to the Accounts Schedule - 23

[Signature]
Section Officer
(Accounts)

[Signature]
Bursar

[Signature]
Principal



[Signature]
PRINCIPAL
ST. STEPHEN'S COLLEGE
DELHI-110007



Subject to report of even date
for Naresh Garg & Associates


Chartered Accountants

(FRN 018951N)

[Signature]
NARESH GARG
(Prop.)

Membership No. 501383.

UDIN: 20501383AAAACS6310



Place : New Delhi
Date : 06.11.2020

ST STEPHEN'S COLLEGE DELHI
CAFÉ FUND
Income and Expenditure for the year ended March 31, 2020

Cafe Fund 2019-20


(Amount in Rs.)					
Expenditure	Amount as on March 31, 2020	Amount as on March 31, 2019	Income	Amount as on March 31, 2020	Amount as on March 31, 2019
Opening Stock			Sale		
Café Stock	86,224	180,153	Cash sale	6,998,572	6,664,080
Conv. Store Stock	176,462	220,836	Credit sale	2,413,598	3,327,781
Material Purchases			Cash sale(conv store)	728,458	865,677
Purchase(Café)	5,625,780	4,932,197	Cash Sale (Daba)	341,647	-
Purchase (Consumable store)	1,887,586	1,463,178			
			Closing stock café	218,821	86,224
Establishment			Closing stock conv. Store	179,651	176,462
Staff welfare	-	16,002	Misc income	15,097	1,060
Casual labor	661,586	582,826	Interest on FDR	97,862	85,111
Medical expenses	2,585	21,057	Other Income	1,115	180
Staff uniform	42,701	502			
Salary	2,926,523	2,340,841			
Pension	468,705	376,260			
Crockery & cutlery	36,681	14,492			
Depreciation	50,145	45,910			
Electricity & water <i>Physical</i>	175,437	176,016			
Miscellaneous expenses	29,711	12,755			
Printing & stationery	41,866	3,307			
Repair & maintenance <i>Physical</i>	417,108	85,631			
Audit fee	354	354			
Bank charges	1,932	2,336			
Cartage	8,870	2,430			
Professional expenses	47,200	-			
GST Expenses	34,610	44,451			
Amount written off	28,204				
Damage goods	37,345				
GST demand FY 2017-18	168,627				
Promotional charges written off	400,000				
Surplus/ Deficit	(2,361,421)	685,041			
	10,994,821	11,206,575		10,994,821	11,206,575

Significant Accounting Policies & Notes to the Accounts Schedule - 23

[Signature]
Section Officer
(Accounts)

[Signature]
Bursar

[Signature]
Principal



Place : New Delhi
Date : 06.11.2020

[Signature]
PRINCIPAL
ST. STEPHEN'S COLLEGE
DELHI-110007

Subject to report of even date
for Naresh Garg & Associates
Chartered Accountants
(F.R.N. 018951N)
[Signature]
NARESH GARG
(Prop.)

Membership No. 501383
UDIN: 20501383AAAACS6310

**NAAC
Assessment
and
Accreditation 2021**



**St. Stephen's College
University of Delhi
Delhi 110007**

Phone: +91-11-27667200

E-mail: pstoprincipal@ststephens.edu

Website: www.ststephens.edu

YEAR 2020-21



ST. STEPHEN'S COLLEGE, DELHI
GENERAL FUND 2020-21
Income & Expenditure as on March 31, 2021

		Amount in Rs.	
Particulars	Schedule	Current Year	Previous Year
INCOME			
Academic Receipts	9	1,62,12,802	1,45,38,249
Grants/ Subsidies	10	22,22,44,183	33,53,05,000
Income From Investments	11	18,13,737	32,85,805
Interest Earned	12	3,81,204	1,52,861
Other Income	13	94,54,297	1,27,96,400
Prior Period Income		-	-
TOTAL (A)		25,01,06,223.00	36,60,78,315.00
EXPENDITURE			
Staff Payments & Benefits (Establishment expenses)	14	29,85,69,909	32,55,21,222
Academic Expenses	15	15,67,326	4,76,062
Administrative and General Expenses	16	79,81,005	1,08,78,597
Transport Expenses		-	-
Repair & Maintenance Expenses	17	4,63,157	11,77,847
Finance Cost	18	25,699	17,845
Depreciation	4	15,85,098	15,66,502
Other Expenses	19	-	2,550
Prior Period Expenses		-	-
TOTAL (B)		31,01,92,194	33,96,40,625
Balance being excess of Income over Expenditure (A-B)		(6,00,85,971)	2,64,37,690
Transfer to/ from:			
Designated Fund		75,899	-
Others (specify)- Maintenance Fund		(5,85,76,772)	2,66,39,701
Balance Being Surplus / (Deficit) Carried to Capital Fund		(15,85,098)	(2,02,011)

Significant Accounting Policies and Notes to Accounts

Chirac
Bursar

20
Prin Vargha
Principal

Wene
Section Officer (Accounts)



Place : New Delhi
Date: 01.12.2021

Prin Vargha
PRINCIPAL
ST. STEPHEN'S COLLEGE
DELHI-110007



Subject to report of even date
for **Naresh Garg & Associates**
Chartered Accountants
(FRN-018951N)

Naresh Garg
NARESH GARG
(Prop.)

Membership No. 501383
UDIN:21501383AAAAABR3492



(37)

(62)

ST. STEPHEN'S COLLEGE, DELHI
RESIDENCE FUND 2020-21
Income & Expenditure as on March 31, 2021

Particulars	Schedule	Current Year	Previous Year
INCOME			
Academic Receipts	9	3,32,94,260	5,86,48,291
Grants/ Subsidies		-	-
Income From Investments	10	45,67,546	52,41,945
Interest Earned	11	1,16,579	65,750
Other Income	12	53,113	5,91,397
Prior Period Income		-	-
TOTAL (A)		3,80,31,498	6,45,47,383
EXPENDITURE			
Staff Payments & Benefits (Establishment expenses)	13	2,85,47,767	2,89,90,101
Academic Expenses		-	-
Administrative and General Expenses	14	74,39,962	88,83,233
Transportation Expenses		-	-
Repair & Maintenance Expenses	15	21,42,172	42,29,115
Finance Costs	16	1,479	1,228
Depreciation	4	13,14,484	6,25,836
Other Expenses	17	26,19,864	93,10,567
TOTAL (B)		4,20,65,728	5,20,40,080
Balance being excess of Income over Expenditure (A-B)		(40,34,230)	1,25,07,303
Transfer to / from:			
Designated Fund			
Others (specify)		55,58,587	25,42,824
Balance Being Surplus / (Deficit) Carried to Capital Fund		(95,92,817)	99,64,479

Bursar

Principal

Section Officer (Accounts)

PRINCIPAL
ST. STEPHEN'S COLLEGE
DELHI-110007

Place: Delhi
Date: 01.12.2021

Subject to report of even date
for **Naresh Garg & Associates**
Chartered Accountants

(FRN 018951N)

NARESH GARG
(Prop.)

Membership No. 501383
UDIN:21501383AAAABR3492

58

63

ST. STEPHEN'S COLLEGE, DELHI

PRIVATE FUND 2020-21

Income & Expenditure as on March 31, 2021

Particulars	Schedule	Current Year	Previous Year
INCOME			
Academic Receipts	9	5,60,90,190	6,03,43,297
Grants/ Subsidies		-	-
Income From Investments	10	1,81,81,386	1,71,55,965
Interest Earned	11	4,76,434	67,511
Other Income		-	-
Prior Period Income		-	-
TOTAL (A)		7,47,48,010	7,75,66,773
EXPENDITURE			
Staff Payments & Benefits (Establishment expenses)	12	5,39,10,994	4,76,21,625
Academic Expenses		-	-
Administrative and General Expenses	13	2,63,384	472
Transportation Expenses		-	-
Repair & Maintenance		-	-
Depreciation	4	15,59,714	8,45,036
Finance Cost	14	7,249	6,750
Other Expenses	15	-	1,14,440
Prior Period Expenses		-	-
TOTAL (B)		5,57,41,341	4,85,88,323
Balance being excess of Income over Expenditure (A-B)		1,90,06,670	2,89,78,450
Transfer to / from			
Designated Fund		1,89,52,542	2,83,68,849
Others		-	-
Balance Being Surplus / (Deficit) Carried to Capital Fund		54,128	6,09,601

[Signature]
Bursar

[Signature]
Principal

[Signature]
Section Officer (Accounts)

[Signature]
PRINCIPAL
ST. STEPHEN'S COLLEGE
DELHI-110007

Place: Delhi
Date: 01.12.2021



Subject to report of even date
for **Naresh Garg & Associates**
Chartered Accountants

(FRN-018951N)

[Signature]
NARESH GARG
(Prop.)

Membership No. 501383
UDIN:21501383AAAAABR3492



73

64

ST. STEPHEN'S COLLEGE, DELHI
GAMES FUND 2020 - 21
Income & Expenditure as on March 31, 2021

Particulars	Schedule	Amount in Rupees	
		Current Year	Previous Year
INCOME			
Academic Receipts	9	8,42,340	31,01,520
Grants/ Subsidies		-	-
Income From Investments	10	2,34,907	2,37,446
Interest Earned	11	29,185	-
Other Income		-	-
Prior Period Income		-	-
TOTAL (A)		11,06,432	33,38,966
EXPENDITURE			
Staff Payments & Benefits (Establishment expenses)	12	2,94,230	2,67,114
Academic Expenses	13	5,83,869	30,45,592
Administrative and General Expenses	14	354	354
Transport Expenses		-	-
Repair & Maintenance Expenses		-	-
Finance Cost	15	90	179
Depreciation	4	31,351	-
Other Expenses		-	-
Prior Period Expenses		-	-
TOTAL (B)		9,09,894	33,13,239
Balance being excess of Income over Expenditure (A-B)		1,96,538	25,727
Transfer to / from Designated Fund		1,23,539	5,94,832
Balance Being Surplus / (Deficit) Carried to Capital Fund		72,999	(5,69,105)

Chhavi
Bursar

John Varghese
Principal

Aravind
Section Officer (Accounts)

John Varghese
PRINCIPAL
ST. STEPHEN'S COLLEGE
DELHI-110007

Place : New Delhi
Date : 01.12.2021

Subject to report of even date
for **Naresh Garg & Associates**
Chartered Accountants
(FRN: 018951N)

Naresh Garg
NARESH GARG
(Prop.)

Membership No. 501383
UDIN:21501383AAAABR3492



23

23

ST. STEPHEN'S COLLEGE, DELHI
Café Fund 2020-21
Income & Expenditure as on March 31, 2021

Particulars	Schedule	Current Year	Previous Year
INCOME			
Academic Receipts		-	-
Grant/Subsidies		-	-
Income from Investments		-	-
Interest Earned	7	75,902	97,862
Other Income	8	30,31,142	1,04,98,487
Prior Period Income		-	-
TOTAL (A)		31,07,043.97	1,05,96,349.00
EXPENDITURE			
Staff Payments & Benefits (Establishment expenses)	9	10,01,742	40,59,399
Academic Expenses	10	-	4,00,000
Administrative and General Expenses	11	1,95,018	3,16,428
Transportation Expenses		-	-
Repair & Maintenance Expenses	12	22,774	4,17,108
Finance Cost	13	9,838	1,932
Depreciation	3	43,566	50,145
Other Expenses	14	18,69,855	77,12,758
Prior Period Expenses		-	-
TOTAL (B)		31,42,794	1,29,57,770
Balance being excess of Income over Expenditure (A-B)		(35,750)	(23,61,421)
Transfer to/ from:			
Designated Fund		-	-
Building fund		-	-
Others (specify)		-	-
Balance Being Surplus / (Deficit) Carried to Capital Fund		(35,750)	(23,61,421)

Chhavi
Bursar

John Vargha
Principal


Waf
Section Officer (Accounts)

John Vargha
PRINCIPAL
ST. STEPHEN'S COLLEGE
DELHI-110007

Subject to report of even date
for **Naresh Garg & Associates**
Chartered Accountants

(FRN. 018951N)
NK
NARESH GARG
(Prop.)

Membership No. 501383
UDIN:21501383AAAAABR3492



Place : New Delhi
Date : 01.12.2021

107

68

General Fund 2018-19

ST. STEPHEN'S COLLEGE, DELHI
GENERAL FUND
Income and Expenditure account for the year ended March 31, 2019

Expenditure	Schedule	Year ended March 31, 2019	Year ended March 31, 2018	Income	Schedule	Year ended March 31, 2019	Year ended March 31, 2018
Salary and allowances	16			Grant Income	12	241,510,376	260,541,566
Salary		225,700,299	153,647,012	Grant Income (Hostel)	13	13,739,000	-
Retirement benefits		43,755,092	37,399,116	Fees	14	8,683,988	8,086,810
Salary and allowances (Hostel Staff)	17			Miscellaneous receipts	15	3,216,799	2,903,407
Salary		10,802,620	-	Grant Income (Unspent)		75,092,000	-
Retirement benefits		3,235,279	-	Grant Income Hostel (Unspent)		3,012,000	-
Other		792,498	-	Management Share (5%)		8,501,948	7,283,067
Examination & other Expenses	18	44,000	128,520	Management Share 5% (Hostel)		440,517	-
Library expenses	19	931,155	492,751	Interest on Investment		1,262,920	1,178,918
Science apparatus and contingencies	20	79,805	76,695	Interest on Income tax refund		31,636	53,801
Repair and maintenance	21	15,209	59,433				
Administrative and other expenses	22	19,690,151	16,113,817				
Unspent Grant		22,957,110	75,092,000				
Excess of Income over Expenditure surplus/(deficit)		27,487,966	(2,959,775)				
Total		355,491,184	280,049,569	Total		355,491,184	280,049,569

Significant Account Policies & Notes On Accounts Schedule 23

Section Officer (offg.)
(Accounts)

Bursar


Principal

Place: New Delhi
Date: 04.09.2019

Subject to report of even date
for Naresh Garg & Associates
Chartered Accountants
(FIRN, 01/951NS)
NARESH GARG
(Prop)
Membership No. 501383



UAN - A591383 AAAA 807215



Principal
ST. STEPHEN'S COLLEGE
DELHI-110007

ST. STEPHEN'S COLLEGE-DELHI

RESIDENCE FUND 2018-19

Statement of Income and Expenditure for the year ended March 31, 2019

(Amount in Rs.)

Expenditure	Schedule	For the Year ended March 31, 2019	For the Year ended March 31, 2018	Income	Schedule	For the Year ended March 31, 2019	For the Year ended March 31, 2018
Salary and allowances	11	28,471,197	33,868,920	Grant income	8	-	14,129,000
Provisions consumed (at cost)	12	7,986,610	6,683,498	Residence and mess fees	9	47,818,600	44,244,723
Operative and administrative expenses	13	13,496,727	12,918,500	Miscellaneous income	10	2,070,289	910,800
Depreciation		-	335,540	S.B Account Interest		72,761	107,101
Unspent Grant		-	3,012,000	Management share (5%)		-	381,346
Surplus		17,116	2,954,512	Amount written back		10,000	-
Total		49,971,650	59,772,970			49,971,650	59,772,970

Significant Accounting Policies & Notes to the Accounts Schedule - 23


[Signature]
Section Officer (offg.)
(Accounts)

[Signature]
Bursar

[Signature]
Principal

Place : New Delhi
Date : 04.09.2019

Subject to report of even date
for Naresh Garg & Associates
Chartered Accountants
(ERN-018951N)



[Signature]
NARESH GARG
(Prop.)
Membership No. 501383

UAN: RS01383AAAA8D9245

[Signature]
PRINCIPAL
ST. STEPHEN'S COLLEGE
DELHI-110007



68

ST. STEPHEN'S COLLEGE-DELHI
PRIVATE FUND 2018-19
 Balance Sheet as at March 31, 2019

Liabilities	At at		Assets	(Amount in Rs.)	
	March 31, 2019	March 31, 2018		March 31, 2019	March 31, 2018
Capital fund			Fixed assets		
Balance as per last Balance Sheet	244,277,892	231,424,199	(as per schedule)	6,291,240	6,321,852
Add: Capital as per schedule 1	640,245	1,637,383	Investments		
Revenue income as per schedule 2	105,730,870	68,449,980	Investment in FDR	260,600,000	218,127,000
	350,649,007	301,511,562	(including FCRA Investment)		
Less: Revenue expenditure as per schedule 2	67,698,868	57,233,670	Current assets and advances		
	283,550,139	244,277,892	Due from general fund		
Fee received in advance	330,061	139,600	Miscellaneous advances	11,757,615	7,829,152
Fee Account (General Fund)	2,225,235	13,737,682	Amount receivable	361,984	368,273
			Interest receivable	1,260	-
			Fee Receivable	1,277,931	732,229
			Bank accounts	996,154	703,431
College directory fund	278,066	278,066	Supreme council saving account	-	842,369
Security MP3	500	500	Scholarship fund current a/c	-	8,798
R.T.I	7,260	6,870	Private fund Saving a/c	-	675,114
Research Grants	35,000	35,000	Syndicate bank current a/c	-	34,153
Café Fund (GST-Private)	25,245	33,668	Syndicate Bank FCRA a/c	845,735	688,652
Café Fund (GST-supreme council)	37,706	3,248	Supreme Council (SBI) a/c	3,167,522	1,131,814
Security deposit- photoshop	15,000	15,000	Private Fund (SBI Saving Bank) a/c	(601,696)	4,204,384
Retention money	148,400	69,460	Scholarship (SBI Saving Bank) a/c	396,858	371,679
Earnest Money Deposit	-	7,200	DRDO Project (SBI) a/c	69,724	89,792
TDS Payable- Private Fund	222	5,332	Axis Bank Account	1,621,939	18,510,548
TDS Payable- Supreme Council	(1,000)	19			
Other payable	14,432	29,703			
Total	286,666,266	260,639,240	Total	286,666,266	260,639,240

Significant Account Policies & Notes On Accounts Schedule - 23

Section Officer (offg.)
(Accounts)

Bursar

Principal

Place : New Delhi
Date : 04.09.2019



Subject to report of even date
for Nareesh Garg & Associates
Chartered Accountants
(FIRM: 01893 N)

NARESH GARG
(Prop.)
Membership No. 501383

UPIN - 19001383 PAN: BDT2417

PRINCIPAL
ST. STEPHEN'S COLLEGE
DELHI-110007



Games Fund 2018-19

ST. STEPHEN'S COLLEGE-DELHI GAMES FUND Income and expenditure account for the year ended March 31, 2019


Expenditure	Amount as on March 31, 2019	Amount as on March 31, 2018	Income	Amount as on March 31, 2019	Amount as on March 31, 2018
Admission Expenses	511,734	341,217	Games fee	2,025,660	1,971,060
Audit fee	354	354	Committee of games	-	25,000
Badminton	61,045	22,259	Amount written back	-	2,753
Bank charges	921	1,038			
Basketball Expenses	189,012	552,033			
Basketball Tournament expenses	122,474	9,935			
Chess expenses	16,376	187,176	Sale of Sports form	175,500	172,250
Colour award	178,518	784,799	Interest Account	59,022	29,888
Committee of games	469,370	27,866			
Cricket expenses	58,259	11,348	Sports dinner subscription	Ra. 49,500	
Depreciation	-	382,972	Less: Sports dinner expenses	Ra. 41,200	
Football expenses	94,084	-		8,300	3,609
Football tournament expenses	131,491	31,519			
Lawn tennis expenses	15,932	182,611			
Playing field expenses	264,259	20,176			
Rifle shooting	17,008	-			
Salary expenses	190,133	-			
Sports Bash expenses	52,627	16,674			
Squash	23,417	3,306			
Swimming	15,107	19,661			
Table tennis	62,664	275,388			
Deferred revenue expenditure w/off	-	-			
Surplus/Deficit balance for the year	(197,323)	(665,772)			
Total	2,268,482	2,204,560	Total	2,268,482	2,204,560

Significant Accounting Policies & Notes to the Accounts Schedule - 23

[Signature]
Secy Officer (Offg.)
(Accounts)

[Signature]
Bursar

[Signature]
Principal



103

Subject to report of even date
for Naresh Garg & Associates
Chartered Accountants
(PRN. 018951N)

[Signature]
NARESH GARG
(Prop.)
Membership No. 501383



UAN-17501383 99997245

Place : New Delhi
Date : 04.09.2019

[Signature]
PRINCIPAL
ST. STEPHEN'S COLLEGE
DELHI-110007



70

CAFE FUND 2018-19
Income and Expenditure for the year ended March 31, 2019

(Amount in Rs.)					
Expenditure	Amount as on March 31, 2019	Amount as on March 31, 2018	Income	Amount as on March 31, 2019	Amount as on March 31, 2018
Opening Stock			Sale		
Café Stock	180,153	-	Cash sale	6,664,080	1,079,892
Conv. Store Stock	220,836	-	Credit sale	3,327,781	5,916,781
Material Purchases			Credit sale(conv store)	865,677	13,463
Purchase(Café)	4,932,197	4,695,975	Conv. Store sale	-	528,177
Purchase (Consumable store)	1,463,178	702,323	Closing stock café	86,224	180,153
Establishment			Closing stock conv. Store	176,462	220,836
Ad-hoc bonus	-	2,000	Misc income	1,060	19,968
Staff welfare	16,002	-	Interest	85,111	232,625
Casual labor	582,826	1,190,654	Amount written back	-	-
Medical expenses	21,057	41,255	Other Income	180	1,050,000
Staff uniform	502	2,490			
Salary	2,340,841	1,093,293			
Pension	376,260	363,173			
Crockery & cutlery	14,492	-			
Depreciation	45,910	35,547			
Electricity & water	176,016	27,630			
Miscellaneous expenses	12,755	46,035			
Printing & stationery	3,307	47,862			
Repair & maintenance	85,631	2,038,079			
Audit fee	354	354			
Bank charges	2,336	3,069			
Cartage	2,430	1,190			
Professional expenses	-	73,600			
Honorarium	-	20,000			
GST Expenses	44,451	35,809			
Surplus/ Deficit	685,041	(1,178,443)			
	11,206,575	9,241,895		11,206,575	9,241,895

Significant Accounting Policies & Notes to the Accounts Schedule - 23

[Signature]
Section Officer (Offg.)
(Accounts)

[Signature]
Bursar

[Signature]
Principal



108

Subject to report of even date
for Naresh Garg & Associates
Chartered Accountants
(PRN 018931N)

[Signature]
NARESH GARG
(Prop.)

Membership No. 501383

UPIN - 145013839998807245



Place : New Delhi
Date : 04.09.2019

[Signature]
PRINCIPAL
ST. STEPHEN'S COLLEGE
DELHI-110007



77

ST. STEPHEN'S COLLEGE, DELHI

GENERAL FUND 2020-21

Schedules forming part of financial statements as at March 31, 2021

SCHEDULE 4 - FIXED ASSETS (NON PLAN)

S. No	Assets heads	Gross Block				Depreciation for the Year 2020-21				Net Block	
		As On 01.04.2020	Additions	Deductions	As On 01.04.2021	*As On 01.04.2020	Depreciation for the Year	Deduction/ Adjustments	As On 01.04.2021	As on 31.03.2021	As on 31.03.2020
1	Land	28,264			28,264	2,826	2,544		5,370	22,894	25,438
2	Site Development	-			-	-	-		-	-	-
3	Buildings	25,17,637			25,17,637	2,51,764	2,26,587		4,78,351	20,39,287	22,65,173
4	Roads and Bridges	-			-	-	-		-	-	-
5	Tubewell and Water Supply	3,15,801			3,15,801	31,580	28,422		60,002	2,55,798	2,84,221
6	Sewerage and Drainage	-			-	-	-		-	-	-
7	Electrical Installation and Equipment	1,57,198			1,57,198	19,225	16,777		36,002	1,21,195	1,37,173
8	Plant and Machinery	6,811	56,000		62,811	1,022	9,268		10,290	52,521	5,789
9	Scientific & Laboratory Equipmemnt	5,53,301			5,53,301	82,995	70,546		1,53,541	3,99,760	4,70,106
10	Office Equipment	18,209			18,209	2,731	2,322		5,053	13,155	15,178
11	Audio Visual Equipment	-			-	-	-		-	-	-
12	Computers and Peripherals	1,31,280	18,77,985		20,09,265	25,649	3,03,110		3,28,759	16,80,506	1,05,131
13	Furniture, Fixture and Fittings	8,32,895			8,32,895	83,290	74,981		1,58,251	6,74,645	7,49,105
14	Vehicles	-			-	-	-		-	-	-
15	Library Books & Scientific Journals	31,14,269	1,50,907		32,65,176	10,65,420	8,49,721		19,15,141	13,50,035	20,48,149
16	Small Value Assets	-	11,200		11,200	-	840		840	10,360	-
TOTAL (A)		76,75,665	20,96,092		97,71,757	15,66,502	15,85,098		31,51,600	66,20,158	61,09,134
17	Capital Work in Progress (B)										
TOTAL (B)											
TOTAL (A+B)											
TOTAL (C)											
GRAND TOTAL (A+B+C)		76,75,665	20,96,092		97,71,757	15,66,502	15,85,098		31,51,600	66,20,158	61,09,134

**Note: WDV as on 31/03/2019 has been taken as a value of Gross Block in the absence of adequate maintenance of Fixed Asset Register

*** Depreciation for the year 2020-21 has been taken as value of accumulated depreciation as on 1st April 2020 in the absence of proper record.



43

20.96 lakhs
infrastructure augmentation exp.

Principal
ST. STEPHEN'S COLLEGE
DELHI-110007



72

Residence Fund 2020-21

ST. STEPHEN'S COLLEGE, DELHI RESIDENCE FUND

Schedules forming part of financial statements as at March 31, 2021
SCHEDULE 4 - FIXED ASSETS (NON PLAN)


S. No	Assets heads	Gross Block				Depreciation for the Year 2020-21				Net Block	
		As On 01.04.2020	Additions	Deductions	As On 01.04.2021	*As On 01.04.2020	Depreciation for the Year	Deduction/ Adjustments	As On 01.04.2021	As on 31.03.2021	As on 31.03.2020
1	Land	-	-	-	-	-	-	-	-	-	-
2	Site Development	-	-	-	-	-	-	-	-	-	-
3	Buildings	28,65,764	1,05,07,081	-	1,33,72,845	1,42,027	4,39,208	-	5,81,235	1,27,91,610	27,23,737
4	Roads and Bridges	-	-	-	-	-	-	-	-	-	-
5	Tubewell and Water Supply	61,197	63,99,192	-	64,60,389	6,120	3,25,467	-	3,31,587	61,28,802	55,077
6	Sewerage and Drainage	-	-	-	-	-	-	-	-	-	-
7	Electrical Installation and Equipment	4,04,055	1,829	-	4,05,884	31,187	37,378	-	68,565	3,37,319	3,72,868
8	Plant and Machinery	15,46,374	27,581	-	15,73,955	2,29,649	1,99,080	-	4,28,729	11,45,226	13,18,725
9	Scientific & Laboratory Equipemnt	-	-	-	-	-	-	-	-	-	-
10	Office Equipment	5,42,965	-	-	5,42,965	51,304	52,031	-	1,03,336	4,39,630	4,91,660
11	Audio Visual Equipment	3,49,229	-	-	3,49,229	51,322	44,686	-	96,008	2,53,221	2,97,907
12	Computers and Peripherals	1,67,883	7,07,401	-	8,75,284	32,856	1,40,354	-	1,73,210	7,02,074	1,35,027
13	Furniture, Fixture and Fittings	8,41,668	5,000	-	8,46,668	81,371	76,280	-	1,57,651	6,89,017	7,60,297
14	Vehicles	-	-	-	-	-	-	-	-	-	-
15	Library Books & Scientific Journals	-	-	-	-	-	-	-	-	-	-
16	Small Value Assets	-	-	-	-	-	-	-	-	-	-
TOTAL (A)		67,79,135	1,76,48,084	-	2,44,27,219	6,25,836	13,14,484	-	19,40,320	2,24,86,899	61,53,298
17	Capital Work in Progress (B)	-	2,49,03,274	-	2,49,03,274	-	-	-	-	2,49,03,274	-
TOTAL (A+B)		-	-	-	-	-	-	-	-	-	-
S. No	Intangible Assets heads	Gross Block				Depreciation for the Year 2020-21				Net Block	
		As On 01.04.2020	Additions	Deductions	As On 01.04.2021	As On 01.04.2020	Depreciation for the Year	Deduction/ Adjustments	As On 01.04.2021	As on 31.03.2021	As on 31.03.2020
18	Computer Software	-	-	-	-	-	-	-	-	-	-
19	E-Journals	-	-	-	-	-	-	-	-	-	-
20	Patents	-	-	-	-	-	-	-	-	-	-
TOTAL (C)		-	-	-	-	-	-	-	-	-	-
GRAND TOTAL (A+B+C)		67,79,135	4,25,51,358	-	4,93,30,493	6,25,836	13,14,484	-	19,40,320	4,73,90,173	61,53,298

**Note: WDV as on 31/03/2019 has been taken as a value of Gross block in the absence of adequate maintenance of Fixed Asset Register
*** Depreciation for the f.y. 2019-20 has been taken as value of accumulated depreciation as on 1st april 2020 in the absence of proper record.



→ 425.51 Lakhs
Infrastructure Augmentation Exp

John Vargha
PRINCIPAL
ST. STEPHEN'S COLLEGE
DELHI-110007



ST. STEPHEN'S COLLEGE, DELHI

PRIVATE FUND 2020-21

Schedules forming part of financial statements as at March 31, 2021

SCHEDULE 4 - FIXED ASSETS

S. No	Assets heads	Gross Block				Depreciation for the Year 2020-21				Amount in Rupees	
		As On 01.04.2020	Additions	Deductions	As On 01.04.2021	*As On 01.04.2020	Depreciation for the Year	Deduction/ Adjustments	As On 01.04.2021	Net Block	
										As on 31.03.2021	As on 31.03.2020
1	Land	4,10,246			4,10,246	41,025	36,922		77,947	3,32,299	3,69,121
2	Site Development	-			-	-	-		-	-	-
3	Buildings	51,57,754	40,07,043	1,10,092	90,54,705	2,64,003	4,50,544	11,009	7,03,538	83,51,167	48,93,151
4	Roads and Bridges	-			-	-	-		-	-	-
5	Tubewell and Water Supply	-			-	-	-		-	-	-
6	Sewerage and Drainage	-			-	-	-		-	-	-
7	Electrical Installation and Equipment	9,44,295			9,44,295	94,430	84,987		1,79,417	7,64,878	8,49,165
8	Plant and Machinery	4,88,722			4,88,722	73,309	62,313		1,35,622	3,53,100	4,15,113
9	Scientific & Laboratory Equipemnt	25,89,501	13,68,175		39,57,677	2,19,470	5,60,731		7,80,201	31,77,476	23,70,132
10	Office Equipment	59,060			59,060	5,907	5,315		11,222	47,838	53,153
11	Audio Visual Equipment	2,40,189			2,40,189	36,029	30,624		66,653	1,73,536	2,04,160
12	Computers and Peripherals	7,61,989	2,89,000		10,50,989	1,31,396	2,57,889		3,89,285	6,61,704	6,30,193
13	Furniture, Fixture and Fittings	-			-	-	-		1,77,161	4,61,257	5,42,155
14	Vehicles	6,38,418			6,38,418	95,763	81,398		-	-	-
15	Library Books & Scientific Journals	-			-	-	-		-	-	-
16	Small Value Assets	-			-	-	-		-	-	-
	TOTAL (A)	1,12,90,174	56,64,218	1,10,092	1,68,44,301	9,61,332	15,70,723	11,009	25,21,046	1,43,23,255	1,03,28,143
17	Capital Work in Progress (B)				-				-	-	-
	TOTAL (C)	1,12,90,174	56,64,218	1,10,092	1,68,44,301	9,61,332	15,70,723	11,009	25,21,046	1,43,23,255	1,03,28,143
	GRAND TOTAL (A+B+C)	1,12,90,174	56,64,218	1,10,092	1,68,44,301	9,61,332	15,70,723	11,009	25,21,046	1,43,23,255	1,03,28,143

**Note:WDV as on 31/03/2019 has been taken as a value of Gross block in the absence of adequate maintenance of Fixed Asset Register

*** Depreciation for the y.2019-20 has been taken as value of accumulated depreciation as on 1st april 2020 in the absence of proper record.

Rs = 55.54 Lakh

Infrastructure Augmentation & p

Principal
ST. STEPHEN'S COLLEGE
DELHI-110067



ST. STEPHEN'S COLLEGE, DELHI

GAMES FUND 2020-21

Schedules forming part of financial statements as at March 31, 2021

SCHEDULE 4 - FIXED ASSETS

S. No	Assets heads	Gross Block				Depreciation for the Year 2020-21				Net Block	
		As On 01.04.2020	Additions	Deductions	As On 01.04.2021	*As On 01.04.2020	Depreciation for the Year	Deduction/ Adjustments	As On 01.04.2021	As on 31.03.2021	As on 31.03.2020
1	Land	-	-	-	-	-	-	-	-	-	-
2	Site Development	-	-	-	-	-	-	-	-	-	-
3	Buildings	-	-	-	-	-	-	-	-	-	-
4	Roads and Bridges	-	-	-	-	-	-	-	-	-	-
5	Tubewell and Water Supply	46,862	-	-	46,862	4,686	4,218	-	8,904	37,957	42,176
6	Sewerage and Drainage	-	-	-	-	-	-	-	-	-	-
7	Electrical Installation and Equipment	-	-	-	-	-	-	-	-	-	-
8	Plant and Machinery	1,05,586	88,256	-	1,93,842	15,839	20,081	-	35,920	1,57,922	89,747
9	Scientific & Laboratory Equipmemnt	-	-	-	-	-	-	-	-	-	-
10	Office Equipment	17,280	99,349	-	1,16,629	1,728	6,523	-	8,251	1,08,377	15,512
11	Audio Visual Equipment	-	-	-	-	-	-	-	-	-	-
12	Computers and Peripherals	-	7,053	-	7,053	-	529	-	529	6,524	-
13	Furniture, Fixture and Fittings	-	-	-	-	-	-	-	-	-	-
14	Vehicles	-	-	-	-	-	-	-	-	-	-
15	Library Books & Scientific Journals	-	-	-	-	-	-	-	-	-	-
16	Small Value Assets	-	-	-	-	-	-	-	-	-	-
TOTAL (A)		1,69,728	1,94,658	-	3,64,386	22,253	31,350	-	53,603	3,10,782	1,47,415
17	Capital Work in Progress (B)	-	-	-	-	-	-	-	-	-	-
TOTAL (C)		-	-	-	-	-	-	-	-	-	-
GRAND TOTAL (A+B+C)		1,69,728	1,94,658	-	3,64,386	22,253	31,350	-	53,603	3,10,782	1,47,415

**Note: WDV as on 31/03/2019 has been taken as a value of Gross block in the absence of adequate maintenance of Fixed Asset Register

*** Depreciation for the year 2019-20 has been taken as value of accumulated depreciation as on 1st april 2020 in the absence of proper record.

= 1.95 Lakhs

Infrastructure Augmentation Exp.

John Singh

PRINCIPAL
ST. STEPHEN'S COLLEGE
DELHI-110007



ST. STEPHEN'S COLLEGE, DELHI

Café Fund 2020-21

Schedules forming part of financial statements as at March 31, 2021

SCHEDULE 3 - FIXED ASSETS (NON PLAN)

S.No	Assets heads	Gross Block				Depreciation for the Year 2020-21				Net Block	
		As On 01.04.2020	Additions	Deductions	As On 31.03.2021	*As On 01.04.2020	Depreciation for the Year	Deduction/ Adjustments	As On 31.03.2021	As on 31.03.2021	As on 31.03.2020
1	Land	-	-	-	-	-	-	-	-	-	-
2	Site Development	-	-	-	-	-	-	-	-	-	-
3	Buildings	-	-	-	-	-	-	-	-	-	-
4	Roads & Bridges	-	-	-	-	-	-	-	-	-	-
5	Tubewells & Water Supply	-	-	-	-	-	-	-	-	-	-
6	Severage & Drainage	-	-	-	-	-	-	-	-	-	-
7	Electrical Installation & Equipment	36,063.00	-	-	36,063.00	3,642.00	3,243.00	-	6,885.00	29,178.00	32,421.00
8	Plant & Machine	2,56,660.00	-	-	2,56,660.00	34,675.00	33,299.00	-	67,974.00	1,88,686.00	2,21,985.00
9	Scientific & Laboratory Equipment	-	-	-	-	-	-	-	-	-	-
10	Office Equipment	5,832.00	-	-	5,832.00	582.00	525.00	-	1,107.00	4,725.00	5,250.00
11	Audio Visual Equipment	-	-	-	-	-	-	-	-	-	-
12	Computer & Peripherals	17,528.00	-	-	17,528.00	7,012.00	4,207.00	-	11,219.00	6,309.00	10,510.00
13	Furniture, Fixture & Fittings	10,742.00	-	-	10,742.00	779.00	996.00	-	1,775.00	8,967.00	9,960.00
14	Vehicles	-	-	-	-	-	-	-	-	-	-
15	Lib Books & Scientific Journals	-	-	-	-	-	-	-	-	-	-
16	Small Value Assets	-	-	-	-	-	-	-	-	-	-
TOTAL (A)		3,26,825.00	-	-	3,26,825.00	46,690.00	42,270.00	-	88,960.00	2,37,865.00	2,80,130.00
17	Capital Work in Progress (B)	-	-	-	-	-	-	-	-	-	-

S.No	Intangible Assets heads	Gross Block				Depreciation for the Year 2020-21				Net Block	
		As On 01.04.2020	Additions	Deductions	As On 31.03.2021	As On 01.04.2020	Depreciation for the Year	Deduction/ Adjustments	As On 31.03.2021	As on 31.03.2021	As on 31.03.2020
18	Computer Software	8,640	-	-	8,640	3,455	1,296	-	4,751.00	3,889.00	5,180.00
19	E-Journals	-	-	-	-	-	-	-	-	-	-
20	Patents	-	-	-	-	-	-	-	-	-	-
TOTAL (C)		8,640	-	-	8,640	3,455	1,296	-	4,751	3,889.00	5,180
GRAND TOTAL (A+B+C)		3,35,465	-	-	3,35,465	50,145	43,566	-	93,711	2,41,754	2,85,310

**Note: WDV as on 31/03/2019 has been taken as a value of Gross block in the absence of adequate maintenance of Fixed Asset Register

*** Depreciation for the f.y. 2019-20 has been taken as value of accumulated depreciation as on 1st april 2020 in the absence of proper record.



NIL

110

John Varghese
 PRINCIPAL
 ST. STEPHEN'S COLLEGE
 DELHI-110007



76

ST. STEPHEN'S COLLEGE, DELHI
GENERAL FUND

Schedules forming part of financial statements as at March 31, 2021

SCHEDULE 15 - ACADEMIC EXPENSES *Academic*


Amount in Rupees

Particulars	Current Year			Previous Year		
	Plan	Non Plan	Total	Plan	Non Plan	Total
Laboratory expenses	-	15,132	15,132	-	80,510	80,510
Field work/Participation in Conferences	-	1,000	1,000	-	1,500	1,500
Examination	-	-	-	-	37,400	37,400
Admission expenses	-	15,51,194	15,51,194	-	3,56,652	3,56,652
Others (specify)	-	-	-	-	-	-
TOTAL	-	15,67,326	15,67,326	-	4,76,062	4,76,062

SCHEDULE 16 - ADMINISTRATIVE AND GENERAL EXPENSES

Amount in Rupees

Particulars	Current Year			Previous Year		
	Plan	Non Plan	Total	Plan	Non Plan	Total
Infrastructure						
Electricity and power <i>Physical</i>	-	26,83,390	26,83,390	-	48,36,215	48,36,215
Water charges <i>Physical</i>	-	15,07,372	15,07,372	-	13,74,141	13,74,141
Insurance	-	-	-	-	-	-
Rent, Rates and Taxes (including property tax) <i>Physical</i>	-	32,34,178	32,34,178	-	32,23,161	32,23,161
Communication						
Postage and Stationery	-	13,784	13,784	-	12,085	12,085
Telephone, Fax and Internet Charges <i>Physical</i>	-	37,708	37,708	-	38,988	38,988
Others						
Printing and Stationery (consumption)	-	51,262	51,262	-	2,00,174	2,00,174
Auditors Remuneration	-	1,180	1,180	-	1,180	1,180
Advertisement and Publicity	-	-	-	-	47,913	47,913
Magazines & Journals - Library <i>Academic</i>	-	2,94,308	2,94,308	-	9,32,415	9,32,415
Others	-	-	-	-	-	-
(a) Contingencies	-	1,57,823	1,57,823	-	2,03,525	2,03,525
(b) Uniform expenses	-	-	-	-	8,800	8,800
TOTAL	-	79,81,005	79,81,005	-	1,08,78,597	1,08,78,597



John Singh
PRINCIPAL
ST. STEPHEN'S COLLEGE
DELHI-110007



ST. STEPHEN'S COLLEGE, DELHI

GENERAL FUND

Schedules forming part of financial statements as at March 31, 2021

SCHEDULE 17 - REPAIR & MAINTENANCE EXPENSES *Physical.*

Particulars	Current Year			Previous Year		
	Plan	Non Plan	Total	Plan	Non Plan	Total
Furniture & Fixture <i>Physical</i>	-	17,255	17,255	-	16,502	16,502
Office Equipments <i>Physical</i>	-	13,306	13,306	-	41,036	41,036
Computers	-	-	-	-	18,872	18,872
Gardening <i>Physical</i>	-	1,66,101	1,66,101	-	1,47,929	1,47,929
Estate Maintenance - Gen repair <i>Physical</i>	-	2,66,495	2,66,495	-	9,53,508	9,53,508
TOTAL (Rs.)	-	4,63,157	4,63,157	-	11,77,847	11,77,847

Amount in Rupees



Ranvir Singh
 PRINCIPAL
 ST. STEPHEN'S COLLEGE
 DELHI-110007



53

78

ST. STEPHEN'S COLLEGE, DELHI
RESIDENCE FUND

Schedules forming part of financial statements as at March 31, 2021
SCHEDULE 14 - ADMINISTRATIVE AND GENERAL EXPENSES

S.No	Particulars	Amount in Rupees					
		Current Year			Previous Year		
		Plan	Non Plan	Total	Plan	Non Plan	Total
A	Infrastructure						
(i)	Electricity and power <i>Physical</i>		19,13,247	19,13,247	-	37,22,445	37,22,445
(ii)	Water charges <i>Physical</i>		37,55,853	37,55,853	-	38,76,524	38,76,524
B	Communication						
(i)	Telephone, Fax and Internet Charges <i>Physical</i>		52,872	52,872		57,127	57,127
C	Others						
(i)	Printing and Stationery (consumption)		20,915	20,915		29,979	29,979
(ii)	Conveyance & Cartage Expenses		5,808	5,808		45,400	45,400
(iii)	Auditors Remuneration		1,416	1,416		1,416	1,416
(iv)	Legal & Professional Expenses		4,48,400	4,48,400		2,89,100	2,89,100
(v)	Provision for Retirement Benefits		5,00,000	5,00,000		5,00,000	5,00,000
(vi)	Other expenses		7,30,453	7,30,453		32,375	32,375
(vii)	Honorarium		-	-	-	2,84,740	2,84,740
(viii)	Uniform expenses		10,998	10,998		44,127	44,127
	TOTAL	-	74,39,962	74,39,962	-	88,83,233	88,83,233

SCHEDULE 15 - REPAIR & MAINTENANCE EXPENSES *Physical*

S.No	Particulars	Amount in Rupees					
		Current Year			Previous Year		
		Plan	Non Plan	Total	Plan	Non Plan	Total
1	Repair & Maintenance		7,28,514	7,28,514		28,05,667	28,05,667
2	Annual Maintenance Contract		48,479	48,479		4,37,398	4,37,398
3	Miscellaneous Expenses (Res)		13,62,379	13,62,379		9,54,380	9,54,380
4	Fuel Expenses		2,800	2,800		31,670	31,670
	TOTAL (Rs.)	-	21,42,172	21,42,172	-	42,29,115	42,29,115



John Hughes
PRINCIPAL
ST. STEPHEN'S COLLEGE
DELHI-110007



(69)

(79)

**ST. STEPHEN'S COLLEGE, DELHI
RESIDENCE FUND**

Schedules forming part of financial statements as at March 31, 2021
Schedule 2 - Designated / Earmarked / Endowment Fund

Particulars	Fund wise Breakup			Amount in Rupees	
	Retirement Banefits Fund	College Development Fund	Staff House Income Fund	Total	
				Current Year	Previous Year
A.					
a) Opening balance					
b) Additions during the year	10,86,644	4,87,29,039	12,94,663	5,11,10,346	4,52,30,624
c) Income from investments made of the funds	5,00,000	39,65,400	5,29,673	49,95,073	57,98,522
d) Accrued Interest on investments/Advances	45,562	22,78,078	-	23,23,640	25,42,824
e) Interest on Savings Bank a/c	-	-	-	-	-
f) Other additions (Specify nature- income over expenditure)	-	-	-	-	-
Total (A)	16,32,206	5,49,72,517	18,24,336	5,84,29,059	5,35,71,970
B.					
Utilisation/Expenditure towards objectives of funds					
ii) Capital Expenditure					
ii) Revenue Expenditure	-	4,19,40,684	-	4,19,40,684	-
	-	7,30,453	2,58,133	9,88,586	24,61,624
Total (B)	-	4,26,71,137	2,58,133	4,29,29,270	24,61,624
Closing balance at the year end (A - B)	16,32,206	1,23,01,380	15,66,203	1,54,99,789	5,11,10,346
Represented by					
Cash And Bank Balances*	32,206	-	-	32,206	-
Investments	16,00,000	1,00,00,000	-	1,16,00,000	4,08,00,000
Interest accrued but not due	-	-	-	-	-
Total	16,32,206	1,00,00,000	-	1,16,32,206	4,08,00,000

* Note: The balances of College Development Fund and Staff House Income Fund are as at the end of the year.

* Note: The balances of College Development Fund and Staff House Income Fund in the form of cash and bank balances could not be bifurcated due to voluminous and multiple transactions.



60

[Signature]
**PRINCIPAL
ST. STEPHEN'S COLLEGE
DELHI-110007**



80

ST. STEPHEN'S COLLEGE, DELHI

GAMES FUND

Schedules forming part of financial statements as at March 31, 2021

SCHEDULE 12 - STAFF PAYMENTS & BENEFITS (ESTABLISHMENT EXPENSES)

Particulars	Current Year			Previous Year		
	Plan	Non Plan	Total	Plan	Non Plan	Total
TEACHING STAFF						
(a) Salaries and Wages	-	2,94,230	2,94,230	-	2,67,114	2,67,114
(b) Allowances and Bonus	-	-	-	-	-	-
TOTAL	-	2,94,230	2,94,230	-	2,67,114	2,67,114

SCHEDULE 13 - ACADEMIC EXPENSES

Particulars	Current Year			Previous Year		
	Plan	Non Plan	Total	Plan	Non Plan	Total
Admission expenses	-	7,935	7,935	-	9,55,904	9,55,904
Badminton	-	-	-	-	55,554	55,554
Basketball Expenses	-	56,024	56,024	-	2,28,959	2,28,959
Basketball Tournament expenses	-	-	-	-	98,287	98,287
Chess expenses	-	-	-	-	26,972	26,972
Colour award	-	-	-	-	2,49,004	2,49,004
Committee of games	-	1,76,914	1,76,914	-	2,94,867	2,94,867
Cricket expenses	-	-	-	-	1,03,590	1,03,590
Football expenses	-	-	-	-	3,00,973	3,00,973
Football tournament expenses	-	-	-	-	51,312	51,312
Lawn tennis expenses	-	-	-	-	26,463	26,463
Playing field expenses <i>Physical Sap</i>	-	75,412	75,412	-	2,71,007	2,71,007
Rifle shooting	-	-	-	-	62,069	62,069
Sports Bash expenses	-	-	-	-	50,291	50,291
Squash	-	-	-	-	10,211	10,211
Swimming	-	-	-	-	4,864	4,864
Table tennis	-	-	-	-	8,417	8,417
Voliball expense	-	-	-	-	37,080	37,080
Gymnasium expenses	-	2,67,584	2,67,584	-	2,09,768	2,09,768
TOTAL	-	5,83,869	5,83,869	-	30,45,592	30,45,592

SCHEDULE 14 - ADMINISTRATIVE AND GENERAL EXPENSES

Particulars	Current Year			Previous Year		
	Plan	Non Plan	Total	Plan	Non Plan	Total
Infrastructure	-	-	-	-	-	-
Communication	-	-	-	-	-	-
Others						
(a) Auditors Remuneration	-	354	354	-	354	354
(b) Others	-	-	-	-	-	-
TOTAL	-	354	354	-	354	354

SCHEDULE 15 - FINANCE COST

Particulars	Current Year			Previous Year		
	Plan	Non Plan	Total	Plan	Non Plan	Total
Bank Charges	-	90	90	-	179	179
Other (Specify)	-	-	-	-	-	-
TOTAL (Rs.)	-	90	90	-	179	179



Plan Vargha
PRINCIPAL
ST. STEPHEN'S COLLEGE
DELHI-110007

103



81

ST. STEPHEN'S COLLEGE, DELHI
Café Fund

Schedules forming part of financial statements as at March 31, 2021

SCHEDULE 10 - ACADEMIC EXPENSES

S.No.	Particulars	Current Year			Amount in Rupees Previous Year		
		Plan	Non Plan	Total	Plan	Non Plan	Total
1	Laboratory expenses			-			-
2	Field work/Participation in Conferences			-			-
3	Expenses on Seminars/Workshops			-			-
4	Payment to visiting faculty			-			-
5	Examination			-			-
6	Student Welfare expenses			-			-
7	Admission expenses			-			-
8	Convocation expenses			-			-
9	Publications			-			-
10	Stipend/means-cum-merit scholarship			-		4,00,000	4,00,000
11	Subscription Expenses			-			-
12	Others (specify)			-			-
	TOTAL	-	-	-	-	4,00,000	4,00,000

SCHEDULE 11 - ADMINISTRATIVE AND GENERAL EXPENSES

S.No.	Particulars	Current Year			Amount in Rupees Previous Year		
		Plan	Non Plan	Total	Plan	Non Plan	Total
A	Infrastructure						
(i)	Electricity and power <i>Physical</i>	-	-	-	-	-	-
(ii)	Water charges	-	1,77,604	1,77,604	-	1,75,437	1,75,437
(iii)	Insurance	-	-	-	-	-	-
(iv)	Rent, Rates and Taxes(including property tax)	-	-	-	-	-	-
B	Communication						
(i)	Postage and Stationery	-	9,502	9,502	-	-	-
(ii)	Telephone, Fax and Internet Charges	-	-	-	-	-	-
C	Others						
(i)	Printing and Stationery (consumption)	-	6,909	6,909	-	50,736	50,736
(ii)	Travelling and Conveyance Expenses	-	650	650	-	-	-
(iii)	Hospitality (Refreshment)	-	-	-	-	-	-
(iv)	Auditors Remuneration	-	354	354	-	354	354
(v)	Professional Charges	-	-	-	-	47,200	47,200
(vi)	Advertisement and Publicity	-	-	-	-	-	-
(vii)	Magazines & Journals - Library	-	-	-	-	42,701	42,701
(viii)	Others(Uniform)	-	-	-	-	3,16,428	3,16,428
	TOTAL	-	1,95,018	1,95,018	-	3,16,428	3,16,428



John Singh
PRINCIPAL
ST. STEPHEN'S COLLEGE
DELHI-110007



82

ST. STEPHEN'S COLLEGE, DELHI

Café Fund

Schedules forming part of financial statements as at March 31, 2021

SCHEDULE 12 - REPAIR & MAINTENANCE EXPENSES *Physical Sop*

Amount in Rupees

S.No.	Particulars	Current Year			Previous Year		
		Plan	Non Plan	Total	Plan	Non Plan	Total
1	Building	-	-	-	-	-	-
2	Furniture & Fixture	-	-	-	-	-	-
3	Plant & Machinery	-	-	-	-	-	-
4	Office Equipments	-	-	-	-	-	-
5	Computers	-	-	-	-	-	-
6	Laboratory & Scientific Equipments	-	-	-	-	-	-
7	Audio Visual Equipments	-	-	-	-	-	-
8	Cleaning Material & Services	-	-	-	-	-	-
9	Book Binding Charges	-	-	-	-	-	-
10	Gardening	-	-	-	-	-	-
11	Estate Maintenance -Gen repair	-	-	-	-	-	-
12	Other	-	22,774	22,774	-	-	-
	TOTAL (Rs.)	-	22,774	22,774	-	4,17,108	4,17,108



Ran Vargha
 PRINCIPAL
 ST. STEPHEN'S COLLEGE
 DELHI-110007



1/2

85